

SMALL BUSINESS GUARANTEE AND FINANCE CORPORATION
INCOME STATEMENT
For the Six Month Period Ending June 30, 2016


Operating Revenues	
Lending Operations	
Wholesale - SME	5,124,141
Wholesale - MICRO	40,072,257
RETAIL	48,802,228
ERF	15,627,178
Sub-Total	<u>109,625,804</u>
Guarantee Operations	573,334
Equity Financing Operations	423,236
Treasury Operations	32,460,140
Subsidy Income from National Government	1,045,215
Other Operating Income	6,821,606
Total Operating Revenue	<u>150,949,335</u>
Operating Expenses	
Financing Cost	
Interest Expense	13,458,417
Guarantee Fee Expense	5,974,831
Sub-Total	<u>19,433,248</u>
Credit Cost	
Provision for Probable Losses-Loans	27,756,219
Sub-Total	<u>27,756,219</u>
Operating Cost	
Personal Services (see schedule 1)	54,681,627
MOOE (see schedule 1)	34,151,333
MOOE-ERF (see schedule II)	1,045,215
Capacity Building Expense	1,550,918
Sub-Total	<u>91,429,093</u>
Total Operating Expenses	<u>138,618,560</u>
Net Operating Income	<u>12,330,775</u>
Other Revenues	
Gain on sale of acquired assets	5,445,281
Miscellaneous	1,770,759
Gain/ (Loss) on Foreign Exchange-Realized	64,144
Total Other Revenues	<u>7,280,184</u>
Other Expenses	
Acquired Asset Expense	857,895
Litigation Expense	117,051
Provision for Probable Losses - ROPA	1,044,928
Total Other Expenses	<u>2,019,874</u>
Net Operating Income before tax	17,591,085
Less: Provision for Income Tax	1,180,012
Net Operating Income before Extra Ordinary Items	16,411,073
Add/(Deduct): Extra Ordinary Items	
Translation Adjustment - Net	(100,834,620)
Change in Derivative Valuation	60,479,160
	<u>(40,355,460)</u>
NET INCOME FROM CONTINUING OPERATION	<u>(23,944,387)</u>

Prepared by:

Original signed
MARIDEL Z. CONTRERAS
Accountant V

Certified Correct:

Original signed
CORAZON A. DIMAYUGA
Head - Controllership Group



SMALL BUSINESS GUARANTEE AND FINANCE CORPORATION
STATEMENT OF FINANCIAL POSITION
As of June 30, 2016

ASSETS

Current Assets

Cash on Hand and in Banks	56,842,186
Cash in Bank HYS-SDA	207,095,912
Investments in Gov't Sec	125,706,012
Interest Receivable on Investments	15,663,228
Loans Receivable	2,859,690,629
Allowance for Doubtful Accounts	(598,280,469)
Interest Receivable on Loans	30,261,043
Sale Contract Receivable	68,010,169
Other Current Assets / Receivables	6,598,595
	<u>2,771,587,305</u>

Non-Current Assets

Accounts Receivable, Others	37,944,521
Property and Equipment, Net	73,025,497
Real and Other Properties or Acquired, Net	104,261,611
Investments in Gov't Sec	1,741,278,263
Equity Investment	18,697,620
Allowance for Doubtful Accounts	(4,225,120)
Other Assets	5,023,178
Deferred Tax Asset	110,019,540
Guarantee Paid Loans	78,855,334
Allowance for Doubtful Accounts	(78,855,334)
Derivative with Positive Fair Value - ADB	50,345,285
	<u>2,136,370,395</u>

TOTAL ASSETS

4,907,957,700

LIABILITIES AND EQUITY

Current Liabilities

Accounts Payable and Accrued Expenses	44,307,354
Interest Payable	5,901,783
Undistributed Collections	2,347,757
Notes Payable	1,307,333,924
Long-Term Liabilities-Current Portion - ODA	156,250,000
	<u>1,516,140,818</u>

Non-Current Liabilities

Long-Term Liabilities - ODA	1,123,356,091
Notes Payable	67,303,230
Derivative with Negative Fair Value	72,510,374
	<u>1,263,169,695</u>

Total Liabilities

2,779,310,513

Equity

Capital Stock	1,919,902,000
Paid in Capital in Excess of par Value	79,510,460
Derivative Valuation Reserve	(22,165,089)
Retained Earnings	175,344,205
Add: Total Income from Continuing Operation	(23,944,387)
	<u>2,128,647,189</u>

Total

4,907,957,700

TOTAL LIABILITIES AND EQUITY

Prepared by;

Original signed
MARIDEL Z. CONTRERAS
Accountant V

Certified by:


Original signed
CORAZON A. DIMAYUSA
Head - Controllership Group






SMALL BUSINESS GUARANTEE AND FINANCE CORPORATION
TRIAL BALANCE
June 30, 2016

ACCOUNT TITLE	ACCOUNT CODE	DEBIT	CREDIT
Cash-Collecting Officers-H.O	102000	8,370.00	
Check-Collecting Officers-HO	102100	21,862.19	
Cash Disbursing Officers	103000	221,200.00	
Cash in Bank-Local Curr.,CA-LBP	111000	50,514,633.42	
Cash in Bank-Local Curr.,CA-LBP-VAO	111005	712,382.91	
Cash in Bank-Local Curr.,CA-LBP-MAO	111010	1,574,893.05	
Cash in Bank-Local Curr.,CA-mSME Notes	111035	31,856.98	
Cash in Bank-Local Curr.,CA-LBP-ELP-Displaced Workers	111036	30,379.88	
Cash in Bank-Local Curr.,CA-LBP-NLAO-BAGUIO	111040	3,661,844.89	
Cash in Bank-Local Curr.,SA-DBP	112020	30,564.14	
Cash in Bank-HYSA/SSA/SDA	113010	40,503,938.28	
Cash in Bank-HYSA/SSA/SDA-MSME NOTE FUND	113016	54,279,455.39	
Cash in Bank-HYSA/SSA/SDA-LIQUIDITY RESERVE FUND	113017	39,033,726.67	
Cash in Bank-HYSA/SSA/SDA-Guar. Reserve Fund	113032	73,278,792.03	
Cash in Bank-Foriegn Curr.,SA-DOLLAR	116000	34,198.15	
Due from Officers & Employees	123000	190,184.03	
Accts. Rec'ble-Officers & Employees	123005	469,193.66	
Accts. Rec'ble-Officers & Employees-COA-NFD	123010	770,548.32	
Due from BMBE	123015	199,968.52	
Loans Receivable-FAST	126100	120,938,303.59	
Loans Receivable-FIRM	126105	77,576,095.01	
Loans Receivable-FEEL	126115	237,504.00	
Loans Receivable-MICRO	126116	1,017,159,292.42	
Loans Receivable-FAST-ADB	126125	22,714,380.00	
Loans Receivable-FIRST-ADB	126135	1,865,700.27	
Loans Receivable-FRIEND	126150	24,339,883.91	
Loans Receivable-FIRST	126155	14,999,049.59	
Loans Receivable-FORCE	126160	10,055,997.97	
Loans Receivable-FLEXIBLE	126166	242,331,399.26	
Loans Receivable-1 BPMP	126170	500,001.00	
Loans Receivable-FORGE	126175	1,474,615.92	
Loans Receivable-ELP	126176	455,433.88	
Loans Receivable-Equity Ventures Program	126180	5,486,588.19	
Loans Receivable-STDF	126185	1,680,637.32	
Sales Contract Receivable	126187	68,010,169.04	
Loans Receivable-Calamity	126191	654,649.48	
Loans Receivable-FEASIBLE	126195	10,976,543.97	
Loans Receivable-DEMAND	126220	6,624,310.76	
Loans Receivable-RMICRO	126240	183,366,363.78	
Loans Receivable-FMICRO	126260	14,194,023.05	
Loans Receivable-MICRO-IFAD	126276	1,439,100.00	
Loans Receivable-FLEXIBLE-ADB	126280	4,234,924.59	
Loans Receivable-FRIEND-ADB	126285	1,957,895.67	
Loans Receivable-FMICRO-ADB	126290	71,150.57	
Loans Receivable-RMICRO-ADB	126400	106,769.20	
Loans Receivable-GRAD	126415	19,753,632.51	
Loans Receivable-WCAP	126420	519,249,670.79	
Loans Receivable-WCAP - ADB	126425	489,042.95	
Loans Receivable-RUMEPP	126435	486,529.49	
Loans Receivable-Compromise Agreement Rec'ble-Retail	126445	5,227,436.36	
Loans Receivable-Compromise Agreement Rec'ble-Guarantee	126460	50,423.08	
Loans Receivable-ERF	126465	530,753,478.15	
Loans Receivable-Compromise Agreement Rec'ble-MICRO	126470	940,716.37	
Loans Receivable-Compromise Agreement Rec'ble-WHOLESALE	126475	420,760.03	
Guarantee Paid Loans-SBGFC	126600	44,391,295.41	
Guarantee Paid Loans-GFSME	126601	34,413,615.53	
Loans Rec'ble Purchased	126605	17,583,316.55	
Loans Receivable-Deficiency Claims Rec'ble-Retail	126700	67.00	




SMALL BUSINESS GUARANTEE AND FINANCE CORPORATION
TRIAL BALANCE
June 30, 2016

ACCOUNT TITLE	ACCOUNT CODE	DEBIT	CREDIT
Loans Receivable-Deficiency Claims Rec'ble-Guarantee	126705	78.00	
Loans Receivable-Deficiency Claims Rec'ble-Wholesale	126710	15.00	
Derivative with Positive Fair Value	127005	50,345,285.00	
Int. Rec'ble on Inv.-TBills	129005	6,161,297.73	
Int. Rec'ble on Inv.-SDA	129007	148,448.07	
Int. Rec'ble on Inv. Bonds-ADB	129012	1,230,309.00	
Int. Rec'ble on Inv.-TB -Guarantee Reserved Funds	129013	3,318,242.78	
Int. Rec'ble on Inv.-SDA-KFW	129014	(0.01)	
Int. Rec'ble on Inv.-SDA-GRF	129016	52,221.49	
Int. Rec'ble on Inv.-SDA-Liquidity Res. Fund	129017	24,176.50	
Int. Rec'ble on Inv.-SDA - MSME NOTES	129019	762,309.21	
Int. Rec'ble on Inv.-TB -MSME Notes	129023	1,922,629.54	
Int. Rec'ble on Inv.-TB - Liquidity Reserve Fund	129024	954,759.31	
Int. Rec'ble on Inv.-TB - KFW	129026	1,088,834.14	
Int. Rec'bles on Loans-ERF	129080	15,592,424.25	
Int. Rec'ble on Loans	129095	14,502,598.96	
Int. Rec'ble on NRP	129100	166,019.72	
Capitalized Int. Rec'ble	129200	14,233,243.49	
Capitalized Int. Rec'ble-AA Disposal	129215	24,295.65	
Capitalized Int. Rec'ble - CAR	129245	1,307,691.02	
Dividend Receivable	147000	1,274,435.55	
Accts. Rec'ble-Others	149005	19,226,182.28	
Accts. Rec'ble-Lease Purchase	149015	14,684,155.05	
Accts. Rec'ble-Travelling	149030	98,426.12	
Accts. Rec'ble-Others-Foreclosure	149035	203,492.06	
Accts. Rec'ble-Others-MSME Notes	149040	2,586,672.11	
Office Supplies Inventory	155000	393,601.32	
Prepaid-Rent	177000	2,333.34	
Prepaid-Condominium Dues	177010	666.66	
Prepaid-Insurance	178000	781,384.73	
Deferred Charges	182000	77,294.02	
Deferred Tax Asset - NOLCO	182025	21,521,708.50	
Prepaid-Uniform	185000	335,000.02	
Prepaid-Membership Fees & Dues	185005	105,533.54	
Prepaid-Taxes & Licenses	185020	319,380.05	
Prepaid-Others	185025	603,567.67	
Prepaid-Subscription & Periodicals	185035	208.41	
Prepaid-Guarantee Fee - ADB	185045	1,450,106.15	
Prepaid-Rep. & Maint.-IT Equipment/Software	185055	621,631.13	
Prepaid - Acquired Asset Expense	185075	74,501.49	
Guarantee Deposits	186000	918,618.91	
Creditable Withholding Tax	189005	165,829.81	
Deferred Tax Asset - MCIT	189020	11,982,129.68	
Deferred Tax Asset -Timing Difference	189030	30,127,634.70	
Deferred Tax Asset -Allow for DA	189035	46,388,067.53	
Investment in Treasury Bills	191000	764,213,319.67	
Investment in Treasury Bills - ADB	191005	81,345,442.44	
Investment in Treasury Bills - MSME Notes	191011	197,338,077.64	
Investment in Treasury Bills - Liquidity Reserve Fund	191012	104,731,706.23	
Investment in Treasury Bills - KFW	191015	85,071,463.12	
Investment in Treasury Bills-GRF	191020	243,377,607.99	
Short Term - Investment HYS A	191035	93,292,748.80	
Short Term - Investment HYS A-MSME	191040	245,914,604.17	
Short Term - Investment HYS A-GRF	191045	40,278,821.56	
Short Term - Investment HYS A-LRF	191050	11,086,269.91	
Investment in Bonds	193000	146,500.00	
Investment-Equity Ventures Program	197010	18,697,620.00	
Investment-Norman Badua Account	197020	44,755.47	



SMALL BUSINESS GUARANTEE AND FINANCE CORPORATION
TRIAL BALANCE
June 30, 2016

ACCOUNT TITLE	ACCOUNT CODE	DEBIT	CREDIT
Investment-Banco Agricola Account	197025	142,958.42	
Land	201000	901,623.04	
Office Buildings	211000	136,912,742.92	
Leasehold Improvement, Buildings	219000	2,663,537.95	
Building Improvements	219005	3,105,882.23	
Office Equipment	221000	1,933,012.50	
Furniture & Fixtures	222000	2,552,296.56	
Other Assets	222005	1,316,995.48	
Other Assets - DAR	222010	3,901,362.17	
Other Assets - SPAV-DBP	222015	856,100.00	
IT Equipment & Software	223000	18,860,752.47	
Motor Vehicles	241000	12,904,422.05	
Other PPE -Miscellaneous	250000	3,291,384.03	
Miscellaneous Assets-E-LOANS	250005	1,840,535.87	
Acq. Assets - Chattels/Equipment	290005	8,447,721.38	
Allowance for Impairment Loss - Land - AA	290010		12,748,880.21
Allowance for Impairment - Other Assets-DAR	290015		1,813,252.05
Acq. Assets - Land	290030	82,593,401.33	
Acq. Assets - Bldg. & Structures	290035	60,977,272.81	
Allowance for Impairment - Other Assets-SPAV DBP	290040		49,025.00
Allowance for Impairment Loss - ROPA-Bldg. & Structures	290045		828,673.73
Allowance for Impairment Loss-ROPA-Chattel Mortgage	290050		8,317,266.26
Allow. for Doubtful Acct.-A/R-Others	301010		580,000.00
Allow. for Doubtful Acct.-Loans	301015		416,738,159.35
Allow. for Doubtful Acct.-Guarantee	301020		78,855,333.65
Allow. for Doubtful Acct.- Deficiency Claim Rec'ble-Guarantee	301025		78.00
Allow. for Impairment - Inv. Equity Venture Program	301030		4,225,120.00
Allow. for Doubtful Acct.-LR Equity Venture Program	301035		5,486,588.19
Allow. for Doubtful Acct.- LRP	301040		15,653,527.38
Allow. for Doubtful Acct.- Deficiency Claim Rec'ble-Wholesale	301045		15.00
Allow. for Doubtful Acct.- Deficiency Claim Rec'ble-Retail	301050		67.00
Allow. for Doubtful Acct.- ERF	301055		158,472,322.41
Accu.Dep'n.-Office Buildings	311000		79,610,925.23
Accu.Dep'n.-Leasehold Improvements	319000		1,532,219.04
Accu.Dep'n.-Building Improvements	319005		2,190,625.60
Accu.Dep'n.-Office Equipment	321000		1,451,457.75
Accu.Dep'n.-Furniture & Fixtures	322000		1,588,122.68
Accu.Dep'n-IT Equipment & Software	323001		12,134,688.52
Accu.Dep'n-Motor Vehicles	341000		9,294,683.53
Accu.Dep'n-Other PPE - Miscellaneous	350000		2,297,434.61
Accum. Amortization-Misc. Assets-E-Loans	350010		1,840,535.87
Accum. Dep'n.-ROPA - Bldg. & Structures	350020		22,852,418.10
OFI Equity on NRP	439000		1,929,789.17
OFI Equity on Acquired Assets	439005		3,009,545.73
OFI Equity on Other Assets-DAR	439006		273,451.65
Deferred Interest Income	455010		14,257,539.19
Vouchers Payable	401000		6,355,950.42
Notes Payable - Bank & Other FI's / MSME Notes	402000		1,374,637,153.79
Interest Payable- ADB	409020		424,116.27
Interest Payable- Banks & Other FI's	409030		4,973,053.47
Interest Payable- IFAD	409045		504,613.17
Accts. Payable-BIR	412000		936,893.74
W/holding Tax- Compensation	412005		746,377.01
W/holding Tax- At Source	412010		127,565.10
W/holding Tax- VAT - Goods	412015		84,444.64
W/holding Tax- VAT - Services	412016		119,318.12
W/holding Tax- Contractor's Tax	412020		6,766.43
Income Tax Payable	412030		(157,864.49)




SMALL BUSINESS GUARANTEE AND FINANCE CORPORATION
TRIAL BALANCE
June 30, 2016

ACCOUNT TITLE	ACCOUNT CODE	DEBIT	CREDIT
W/holding Tax- At Source-MSME	412035		245,033.94
Due to GSIS	413000		431,781.73
Due to PAG-IBIG	414000		28,408.56
Due to PHILHEALTH	415000		47,203.31
Due to BMBE	418000		51,230.34
Performance/Bidders/Bail Bonds Payable	427000		1,663,440.99
Due to OFI	439010		11,620,329.29
Accts. Payable-Employees Loan - GSIS	439015		340,227.49
Accts. Payable-Employees Loan - HDMF	439016		(1,810.96)
Accts. Payable-Employees Loan - HDMF-Housing Loan	439017		3,754.50
Accts. Payable-Pre-Need	439020		541.58
Accts. Payable-Prov. Fund	439030		57,960.65
Accts. Payable-Others(Misc.)	439035		21,521,421.11
Accts. Payable-GRT	439045		41,903.70
Undistributed Coll.	439060		2,330,941.44
Und. Collections-Ret. Checks	439061		16,815.43
Mortgage Payable	441000		36,477.60
Loans Payable - ADB	445005		648,301,065.49
Loans Payable - KFW	445010		601,163,862.00
Loans Payable - IFAD	445015		30,141,163.60
Deferred Interest Income - CAR	455030		1,307,691.02
Derivative with Negative Fair Value	460005		72,510,374.00
Common Stocks	502000		1,519,902,000.00
Preferred Stocks	502005		400,000,000.00
Paid-in Capital in Excess of Par	503000		79,510,460.00
Unappropriated Retained Earnings	510000		(77,493,984.31)
Appropriated Retained Earnings	510005		230,673,100.00
Income Tax Expense	891915	1,180,012.06	
Salaries & Wages-Regular	701000	27,016,793.44	
Personnel Econ. Relief Allow-PERA	711000	419,011.75	
Add'l Compensation (ADCOM)	712000	1,236,141.92	
Representation Allowance (RA)	713000	1,314,999.00	
Transportation Allowance (TA)	714000	1,222,955.00	
Clothing/Uniform Allowance	715000	339,999.98	
Other Bonuses & Allowances	719000	10,138,516.11	
Overtime & Night Pay	723000	18,689.92	
Life Retirement Ins. Cont.	731000	3,200,771.76	
PAG-IBIG Cont.	732000	82,700.00	
PHILHEALTH Contributions	733000	273,725.00	
ECC Contributions	734000	82,700.00	
Sal. & Wages-Leave Encashment/Terminal Leave	742000	2,529,532.39	
Emp. Benefits-Rice Allotment	749000	1,438,363.76	
Emp. Benefits-Medical Allowance	749005	528,841.13	
Emp. Benefits-Meals	749010	443,839.43	
Emp. Benefits-Children	749011	24,660.00	
Provident Fund ER Cont.	749020	4,009,385.52	
Board Fees	749035	350,000.00	
Emp. Benefits-Others	749040	10,000.00	
Travelling Expenses-Local	751000	1,232,555.66	
Travelling Expenses-Foreign	752000	15,260.60	
Training Expenses	753000	936,196.86	
Supplies & Materials	755000	490,143.40	
Gasoline, Oil & Lubricants Exp.	761000	375,565.66	
Water Expense	766000	50,482.89	
Electricity Expenses	767000	1,245,573.00	
Postage and Deliveries	771000	174,527.24	
Telephone Expenses-Landline	772000	511,688.55	
Telephone Exp.-Mobile	773000	156,417.85	

CONTROLLED COPY
 8/7/26


SMALL BUSINESS GUARANTEE AND FINANCE CORPORATION
TRIAL BALANCE
 June 30, 2016

ACCOUNT TITLE	ACCOUNT CODE	DEBIT	CREDIT
Internet Expenses	774000	836,018.64	
Membership Dues & Cont. to Organization	778000	11,569.27	
Advertising Expenses	780000	123,728.00	
Printing and Binding Expense	781000	19,257.58	
Rental Expense	782000	1,537,954.69	
Condominium Dues	782005	1,082,084.11	
Business Promotion	783000	200,950.08	
Board & Committee Expenses	783005	222,816.74	
Mgm't. Comm. Expense	783010	6,759.71	
Business Dev't. Exp.	783015	333,058.76	
Subscriptions Expense	786000	23,377.18	
Legal Services	791000	86,334.00	
Auditing Services	792000	1,589,669.48	
Consultancy Services	793000	666,161.92	
Janitorial Services	796000	437,480.97	
Security Services	797000	316,165.35	
Other Contractual Services	799000	450,649.28	
Other Contractual Services - Agency Hired	799005	3,560,137.42	
Repairs & Maint.- Leasehold & Improvements, Bldg.	819000	150.00	
Repairs & Maint.- Office Equipment	821000	900.00	
Repairs & Maint.- Office Equip.-Parts	821005	650.00	
Repairs & Maint.- IT Equipment & Software	823000	597,937.65	
Rep. & Maint.-MotorV.-Labor	841000	132,656.06	
Rep. & Maint.-MotorV.-Parts	841005	345,213.05	
Repairs & Maint.-Other	850000	106,743.24	
ExtraOrdinary Expenses	883000	1,910,300.00	
Miscellaneous Expenses	884000	525,172.34	
Taxes & Licenses-Car Reg.,PTR & Other	891000	51,850.91	
Taxes & Licenses-GRT	891005	5,684,768.11	
Taxes & Licenses-Municipal/Realty Tax	891010	332,212.54	
Taxes & Licenses-DST	891020	2,161.11	
Fidelity Bond Premiums	892000	36,567.00	
Insurance Expenses	893000	778,139.56	
Prov. for Probable Losses	901000	27,499,999.97	
Prov. for Probable Losses-Guarantee	901015	256,219.00	
Provision for Impairment- ROPA	901020	1,044,928.30	
Depreciation-Office Buildings	911000	1,898,039.34	
Depreciation-Leasehold Improv.	919000	54,827.28	
Depreciation-Building Improvements	919005	79,442.35	
Depreciation-Office Equipment	921000	57,718.50	
Depreciation-Furniture & Fixtures	922000	78,403.68	
Depreciation-IT Equipment & Software	923000	791,669.69	
Depreciation-Motor Vehicles	941000	342,580.08	
Depreciation- Other PPE - Miscellaneous	950000	137,710.56	
Loss of Assets	961000	23,350.00	
Development Cost - Risk Based Lending	969005	1,134,539.24	
Litigation Expenses	969015	117,050.81	
Acquired Assets Expense	969020	857,894.91	
Other Operating Expenses	969025	3,375,055.00	
Development Cost - SME	969040	416,378.83	
ERF Expense (Enterprise Rehabilitation Financing)	969045	1,045,214.51	
Bank Charges	971000	18,505.87	
Bank Charges-ADB	971005	76,538.76	
Bank Charges-KFW	971010	19,485.06	
Guarantee Fee Expense - ADB	972010	2,947,976.89	
Guarantee Fee Expense - KFW	972015	3,026,854.47	
Interest Expense- KFW	975005	2,278,867.50	
Interest Expense- ADB	975010	749,255.24	



SMALL BUSINESS GUARANTEE AND FINANCE CORPORATION
TRIAL BALANCE
June 30, 2016

ACCOUNT TITLE	ACCOUNT CODE	DEBIT	CREDIT
Interest Expense - Banks & Other FI's	975020	9,752,220.67	
Interest Expense- IFAD	975030	678,073.95	
Guarantee Fee	648100		573,334.46
Other Oper. Income-Ext'n. Fee	648105		4,559.00
Other Oper. Inc.-Proc.Fee/Front-end Fee/Serv.Fee	648110		10,000.00
Other Oper. Inc.-Proc./Front-end/Serv.-Retail Program	648111		1,241,194.82
Other Oper. Inc.-Proc./Front-end/Serv.-Wholesale Program	648112		1,017.00
Other Oper. Inc.-Proc./Front-end/Serv.-Micro Program	648113		470,700.00
Other Oper. Income-Misc.	648115		363,596.45
Other Oper. Income-Eval'n Fee-Retail Program	648121		1,549,518.50
Other Oper. Income-Eval'n Fee-Micro Program	648123		171,000.00
Other Oper. Income-Restructuring Fee	648130		6,000.00
Other Oper. Income-Out of Town	648135		736,000.00
Other Oper. Income-Mortgage Fee	648150		(273.35)
Other Oper. Income-Commitment Fee	648155		150,657.53
Other Oper. Income-Amendment Fee	648165		33,500.00
Subsidy Income from National Government	651000		1,045,214.51
Dividend Income-Equity Financing	661005		423,235.55
Int. Income on Investment	664100		15,797,636.18
Int. Income on Inv.-ADB	664102		2,752,523.89
Int. Income on Inv.-SDA	664104		599,918.05
Int. Income on Loans - FAST	664105		2,032,161.43
Int. Income on Inv.-Guarantee Reserve Funds	664109		5,776,362.38
Int. Income on Loans-FIRM	664110		2,248,753.05
Int. Income on Inv.-SDA-KFW	664111		86,351.09
Int. Income on Inv.-SDA-GRF	664112		398,628.38
Int. Income on Inv.-SDA-Liquidity Res. Fund	664113		354,626.98
Int. Income on Inv.-SDA - MSME NOTES	664116		1,094,412.24
Int. Income on Inv.-TB - MSME Notes	664119		2,471,022.21
Int. Income on Loans-MICRO	664121		40,011,231.17
Int. Income on Inv.-TB - Liquidity Reserve Funds	664122		933,464.85
Int. Income on Inv.-TB - KFW	664123		2,226,791.15
Int. Income on Loans-FORCE	664135		38,553.48
Int. Income on Loans - GUIDE	664140		60,000.00
Int. Income on Loans - FLEXIBLE	664141		13,423,636.20
Int. Income on Loans-Calamity Loan	664166		8,654.03
Int. Income on AA Disposal	664167		3,794,237.82
Int. Income on Loans - FEASIBLE	664170		518,762.71
Int. Income on Loans-SULONG	664187		14,476.24
Int. Income on Inv. in Bonds (Acquired Assets)	664200		1,983.83
Int. Income on Loans-NR with GC	664250		134,229.08
Interest Income on Bank Dep.-DOLLAR	664454		23.73
Interest Income on Bank Dep.	664455		54,203.36
Interest Income on Bank Dep.-MSME Notes	664456		1,375.02
Int. Income on Loans -FLEXIBLE-ADB	664535		58,610.87
Int. Income on Loans-FMICRO	664550		730,529.28
Int. Income on Loans-DEMAND	664575		5,148.84
Int. Income on Loans -FIRM-KFW	664585		44,276.13
Int. Income on Loans-RMICRO Loan	664590		10,686,456.00
Int. Income on Loans-GRAD	664595		798,950.25
Trusteeship Fee - SB	664600	16,082.44	
Trusteeship Fee - Guar. Reserve Fund (GRF)	664611	3,832.76	
Trusteeship Fee - Liquidity Reserve Fund	664613	5,901.88	
Trusteeship Fee - MSME Notes	664614	5,780.28	
Int. Income on Loans-WCAP	664630		23,263,636.55
Int. Income on Loans-RUMEPP	664645		8,218.83
Int. Income on Loans - CAR-Retail	664660		16,894.34
Int. Income on Loans-ERF	664680		15,627,178.22



SMALL BUSINESS GUARANTEE AND FINANCE CORPORATION
TRIAL BALANCE
June 30, 2016

ACCOUNT TITLE	ACCOUNT CODE	DEBIT	CREDIT
Int. Income on Loans - CAR - Micro	664685		52,806.50
Miscellaneous Income	678000		568,672.96
Miscellaneous Income-MGMT. FEE BMBE	678010		1,026,353.22
Miscellaneous Income - AA Disposal	678030		27,000.00
Extraordinary Income	678035		97,000.00
Other Fines & Penalties	679000		1,949,906.74
Realized Gain/Loss on Foreign Exchange-KFW	681010		40,833.00
Realized Gain/Loss on FOREX-Translation - ADB	681025		23,460.76
Unrealized Gain/Loss on FOREX-Translation - ADB	681035		(94,872,495.02)
Unrealized Gain/Loss on FOREX-Translation - KFW	681036		(5,962,125.00)
Unrealized Gain/Loss on FOREX - Derivative-ADB	681045		44,135,331.08
Unrealized Gain/Loss on FOREX-Derivative-KFW	681050		16,343,828.60
Unrealized Gain/Loss on FOREX-Translation-DOLLAR	681065		(149.69)
Gain/Loss on Sale of Disposed Assets	682000		1,689,758.45
Gain/Loss on Disposal of Assets(SBGFC Assets)	682005		(67,699.53)
TOTAL		5,909,147,179.51	5,909,147,179.51

Prepared by:

Certified Correct:

Original signed

MARIDEL Z. CONTRERAS
Accountant V

Original signed

CORAZON A. DIMAYUGA
Head - Controllorship Group