

STATEMENT OF APPROPRIATIONS, ALLOTMENTS, OBLIGATIONS, DISBURSEMENTS AND BALANCES  
As at the Quarter Ending December 31, 2021

Department : Budgetary Support to Government Corporations  
Agency/Entity : Small Business Corporation  
Operating Unit : < not applicable >  
Organization Code (UACS) : 35 049 0000000  
Fund Cluster : 01 Regular Agency Fund  
(e.g. UACS Fund Cluster: 01-Regular Agency Fund, 02-Foreign Assisted Projects Fund, 03-Special Account-Locally Funded/Domestic Grants Fund, and 04-Special Account-Foreign Assisted/Foreign Grants Fund)

X	Current Year Appropriations
	Supplemental Appropriations
	Continuing Appropriations


Particulars	UACS CODE	Appropriations					Allotments				Current Year Obligations					Current Year Disbursements					Balances			
		Authorized Appropriations	Adjustments/Transfer To/From, Modifications/ Augmentations	Adjusted Appropriations	Allotments Received	Adjustments/Reductions/ Modifications/Augmentations	Transfer To	Transfer From	Adjusted Total Allotments	1st Quarter Ending March 31	2nd Quarter Ending June 30	3rd Quarter Ending Sept. 30	4th Quarter Ending Dec. 31	TOTAL	1st Quarter Ending March 31	2nd Quarter Ending June 30	3rd Quarter Ending Sept. 30	4th Quarter Ending Dec. 31	TOTAL	Unreleased Appro	Unobligated Allotments	Unpaid Obligations(15-20)+(23+24)		
		3	4	5=(3+4)	6	7	8	9	10=[(8+)-(7)-3+9]	11	12	13	14	15=(11+12+13+14)	16	17	18	19	20=(16+17+18+19)	21	22	23	24	
I. Agency Specific Budget		1,000,000,000.00	0.00	1,000,000,000.00	1,000,000,000.00	0.00	0.00	0.00	1,000,000,000.00	175,872,953.55	324,127,946.45	468,994,299.69	29,411,019.96	998,405,229.65	175,872,953.55	324,127,946.45	468,994,299.69	29,411,019.96	998,405,229.65	0.00	1,594,770.35	0.00	0.00	
Operations	3000000000000000	1,000,000,000.00	0.00	1,000,000,000.00	1,000,000,000.00	0.00	0.00	0.00	1,000,000,000.00	175,872,953.55	324,127,946.45	468,994,299.69	29,411,019.96	998,405,229.65	175,872,953.55	324,127,946.45	468,994,299.69	29,411,019.96	998,405,229.65	0.00	1,594,770.35	0.00	0.00	
OC - Sustainable MSMEs increased		1,000,000,000.00	0.00	1,000,000,000.00	1,000,000,000.00	0.00	0.00	0.00	1,000,000,000.00	175,872,953.55	324,127,946.45	468,994,299.69	29,411,019.96	998,405,229.65	175,872,953.55	324,127,946.45	468,994,299.69	29,411,019.96	998,405,229.65	0.00	1,594,770.35	0.00	0.00	
PONDO PARA SA PAGBABAGO AT PAG-ASENSO PROGRAM		1,000,000,000.00	0.00	1,000,000,000.00	1,000,000,000.00	0.00	0.00	0.00	1,000,000,000.00	175,872,953.55	324,127,946.45	468,994,299.69	29,411,019.96	998,405,229.65	175,872,953.55	324,127,946.45	468,994,299.69	29,411,019.96	998,405,229.65	0.00	1,594,770.35	0.00	0.00	
Microfinance for Lending	310100100001000	925,000,000.00	0.00	925,000,000.00	925,000,000.00	0.00	0.00	0.00	925,000,000.00	165,816,517.47	309,109,919.76	459,073,562.77	0.00	925,000,000.00	165,816,517.47	309,109,919.76	459,073,562.77	0.00	925,000,000.00	0.00	0.00	0.00	0.00	
MOOE		925,000,000.00	0.00	925,000,000.00	925,000,000.00	0.00	0.00	0.00	925,000,000.00	165,816,517.47	309,109,919.76	459,073,562.77	0.00	925,000,000.00	165,816,517.47	309,109,919.76	459,073,562.77	0.00	925,000,000.00	0.00	0.00	0.00	0.00	
Mobilization and Monitoring	310100100003000	75,000,000.00	0.00	75,000,000.00	75,000,000.00	0.00	0.00	0.00	75,000,000.00	10,955,536.08	15,018,026.69	18,920,646.92	29,411,019.96	73,405,229.65	10,955,536.08	15,018,026.69	18,920,646.92	29,411,019.96	73,405,229.65	0.00	1,594,770.35	0.00	0.00	
MOOE		75,000,000.00	0.00	75,000,000.00	75,000,000.00	0.00	0.00	0.00	75,000,000.00	10,955,536.08	15,018,026.69	18,920,646.92	29,411,019.96	73,405,229.65	10,955,536.08	15,018,026.69	18,920,646.92	29,411,019.96	73,405,229.65	0.00	1,594,770.35	0.00	0.00	
Sub-Total, Operations		1,000,000,000.00	0.00	1,000,000,000.00	1,000,000,000.00	0.00	0.00	0.00	1,000,000,000.00	175,872,953.55	324,127,946.45	468,994,299.69	29,411,019.96	998,405,229.65	175,872,953.55	324,127,946.45	468,994,299.69	29,411,019.96	998,405,229.65	0.00	1,594,770.35	0.00	0.00	
PS		0.00	0.00	0.00	0.00	0.00	0.00	0.00	0.00	0.00	0.00	0.00	0.00	0.00	0.00	0.00	0.00	0.00	0.00	0.00	0.00	0.00	0.00	
MOOE		1,000,000,000.00	0.00	1,000,000,000.00	1,000,000,000.00	0.00	0.00	0.00	1,000,000,000.00	175,872,953.55	324,127,946.45	468,994,299.69	29,411,019.96	998,405,229.65	175,872,953.55	324,127,946.45	468,994,299.69	29,411,019.96	998,405,229.65	0.00	1,594,770.35	0.00	0.00	
FinEx (if Applicable)		0.00	0.00	0.00	0.00	0.00	0.00	0.00	0.00	0.00	0.00	0.00	0.00	0.00	0.00	0.00	0.00	0.00	0.00	0.00	0.00	0.00	0.00	
CO		0.00	0.00	0.00	0.00	0.00	0.00	0.00	0.00	0.00	0.00	0.00	0.00	0.00	0.00	0.00	0.00	0.00	0.00	0.00	0.00	0.00	0.00	
Sub-Total, I. Agency Specific Budget		1,000,000,000.00	0.00	1,000,000,000.00	1,000,000,000.00	0.00	0.00	0.00	1,000,000,000.00	175,872,953.55	324,127,946.45	468,994,299.69	29,411,019.96	998,405,229.65	175,872,953.55	324,127,946.45	468,994,299.69	29,411,019.96	998,405,229.65	0.00	1,594,770.35	0.00	0.00	
PS		0.00	0.00	0.00	0.00	0.00	0.00	0.00	0.00	0.00	0.00	0.00	0.00	0.00	0.00	0.00	0.00	0.00	0.00	0.00	0.00	0.00	0.00	
MOOE		1,000,000,000.00	0.00	1,000,000,000.00	1,000,000,000.00	0.00	0.00	0.00	1,000,000,000.00	175,872,953.55	324,127,946.45	468,994,299.69	29,411,019.96	998,405,229.65	175,872,953.55	324,127,946.45	468,994,299.69	29,411,019.96	998,405,229.65	0.00	1,594,770.35	0.00	0.00	
FinEx (if Applicable)		0.00	0.00	0.00	0.00	0.00	0.00	0.00	0.00	0.00	0.00	0.00	0.00	0.00	0.00	0.00	0.00	0.00	0.00	0.00	0.00	0.00	0.00	
CO		0.00	0.00	0.00	0.00	0.00	0.00	0.00	0.00	0.00	0.00	0.00	0.00	0.00	0.00	0.00	0.00	0.00	0.00	0.00	0.00	0.00	0.00	
II. Special Purpose Fund		0.00	80,426,044.00	80,426,044.00	0.00	80,426,044.00	0.00	0.00	80,426,044.00	0.00	0.00	0.00	0.00	0.00	0.00	0.00	0.00	0.00	0.00	0.00	0.00	0.00	0.00	
Customs duties and taxes, including tax expenditures		0.00	80,426,044.00	80,426,044.00	0.00	80,426,044.00	0.00	0.00	80,426,044.00	0.00	0.00	0.00	0.00	0.00	0.00	0.00	0.00	0.00	0.00	0.00	0.00	0.00	0.00	
MOOE		0.00	80,426,044.00	80,426,044.00	0.00	80,426,044.00	0.00	0.00	80,426,044.00	0.00	0.00	0.00	0.00	0.00	0.00	0.00	0.00	0.00	0.00	0.00	0.00	0.00	0.00	
Sub-Total II. Special Purpose Fund		0.00	80,426,044.00	80,426,044.00	0.00	80,426,044.00	0.00	0.00	80,426,044.00	0.00	0.00	0.00	0.00	0.00	0.00	0.00	0.00	0.00	0.00	0.00	0.00	0.00	0.00	
PS		0.00	0.00	0.00	0.00	0.00	0.00	0.00	0.00	0.00	0.00	0.00	0.00	0.00	0.00	0.00	0.00	0.00	0.00	0.00	0.00	0.00	0.00	
MOOE		0.00	80,426,044.00	80,426,044.00	0.00	80,426,044.00	0.00	0.00	80,426,044.00	0.00	0.00	0.00	0.00	0.00	0.00	0.00	0.00	0.00	0.00	0.00	0.00	0.00	0.00	
FinEx		0.00	0.00	0.00	0.00	0.00	0.00	0.00	0.00	0.00	0.00	0.00	0.00	0.00	0.00	0.00	0.00	0.00	0.00	0.00	0.00	0.00	0.00	
CO		0.00	0.00	0.00	0.00	0.00	0.00	0.00	0.00	0.00	0.00	0.00	0.00	0.00	0.00	0.00	0.00	0.00	0.00	0.00	0.00	0.00	0.00	

Department : Budgetary Support to Government Corporations  
 Agency/Entity : Small Business Corporation  
 Operating Unit : < not applicable >  
 Organization Code (UACS) : 35 049 000000  
 Fund Cluster : 01 Regular Agency Fund


X	Current Year Appropriations
	Supplemental Appropriations
	Continuing Appropriations


(e.g. UACS Fund Cluster: 01-Regular Agency Fund, 02-Foreign Assisted Projects Fund, 03-Special Account-Locally Funded/Domestic Grants Fund, and 04-Special Account-Foreign Assisted/Foreign Grants Fund)

Particulars	UACS CODE	Appropriations					Allotments				Current Year Obligations					Current Year Disbursements					Balances			
		Authorized Appropriations	Adjustments(Transfer To/From, Modifications/Augmentations)	Adjusted Appropriations	Allotments Received	Adjustments(Reductions/Modifications/Augmentations)	Transfer To	Transfer From	Adjusted Total Allotments	1st Quarter Ending March 31	2nd Quarter Ending June 30	3rd Quarter Ending Sept. 30	4th Quarter Ending Dec. 31	TOTAL	1st Quarter Ending March 31	2nd Quarter Ending June 30	3rd Quarter Ending Sept. 30	4th Quarter Ending Dec. 31	TOTAL	Unreleased Appro	Unobligated Allotments	Unpaid Obligations(15-20)+(23+24)		
																						Due and Demandable	Not Yet Due and Demandable	
1	2	3	4	5=(3+4)	6	7	8	9	10=[(6+(-17))-8+9]	11	12	13	14	15=(11+12+13+14)	16	17	18	19	20=(16+17+18+19)	21	22	23	24	
IV. Reversion of the Unobligated Allotments charged against KA Nos. 11465 and 11494		0.00	0.00	0.00	0.00	0.00	0.00	0.00	0.00	0.00	0.00	0.00	0.00	0.00	0.00	0.00	0.00	0.00	0.00	0.00	0.00	0.00	0.00	0.00
<b>GRAND TOTAL</b>		1,000,000,000.00	80,426,044.00	1,080,426,044.00	1,000,000,000.00	80,426,044.00	0.00	0.00	1,080,426,044.00	175,872,953.55	324,127,946.45	468,994,209.69	29,411,019.96	998,405,229.65	175,872,953.55	324,127,946.45	468,994,209.69	29,411,019.96	998,405,229.65	0.00	82,029,814.35	0.00	0.00	
MOOE		1,000,000,000.00	80,426,044.00	1,080,426,044.00	1,000,000,000.00	80,426,044.00	0.00	0.00	1,080,426,044.00	175,872,953.55	324,127,946.45	468,994,209.69	29,411,019.96	998,405,229.65	175,872,953.55	324,127,946.45	468,994,209.69	29,411,019.96	998,405,229.65	0.00	82,029,814.35	0.00	0.00	
Recapitulation by CO																								
I. Agency Specific Budget		1,000,000,000.00	0.00	1,000,000,000.00	1,000,000,000.00	0.00	0.00	0.00	1,000,000,000.00	175,872,953.55	324,127,946.45	468,994,209.69	29,411,019.96	998,405,229.65	175,872,953.55	324,127,946.45	468,994,209.69	29,411,019.96	998,405,229.65	0.00	1,534,770.35	0.00	0.00	
FONDO PARA SA PAGBABAGO AT PAG-ARSENSO PROGRAM		1,000,000,000.00	0.00	1,000,000,000.00	1,000,000,000.00	0.00	0.00	0.00	1,000,000,000.00	175,872,953.55	324,127,946.45	468,994,209.69	29,411,019.96	998,405,229.65	175,872,953.55	324,127,946.45	468,994,209.69	29,411,019.96	998,405,229.65	0.00	1,534,770.35	0.00	0.00	

Certified Correct:   
**JUDITH A. F. PINGUL**  
 Senior Budget Specialist  
 Date: \_\_\_\_\_

Certified Correct: \_\_\_\_\_  
 Date: \_\_\_\_\_

Recommending Approval:   
**CORAZON A. DIMAYUGA**  
 Head, Controllership Group  
 Date: \_\_\_\_\_

Approved By:   
**WA LUNA F. SAGANANDO**  
 President/CEO  
 Date: \_\_\_\_\_