

SMALL BUSINESS GUARANTEE AND FINANCE CORPORATION
STATEMENT OF FINANCIAL POSITION
(Consolidated SBC and P3)
As at September 30, 2022


ASSETS

Current Assets	
Cash on Hand and in Banks	1,051,965,499
Cash in Bank HYSYA-Short-Term TBills	610,000,000
Investments in Government Securities	3,338,016,360
Interest Receivable on Investments	20,640,240
Loans Receivable	10,337,738,925
Allowance for Doubtful Accounts	(2,250,761,460)
Interest Receivable on Loans	43,811,010
Sale Contract Receivable	12,092,383
Other Current Assets / Receivables	177,904,053
	<u>13,341,407,010</u>
Non-Current Assets	
Accounts Receivable, Others	38,884,368
Property and Equipment, Net	54,440,985
Real and Other Properties Acquired, Net	43,963,372
Non-Current Assets Held for Sale	10,955,263
Investments in Government Securities	1,927,693,165
Equity Investment	25,770,977
Allowance for Doubtful Accounts	(9,053,477)
Other Assets	7,046,527
Deferred Tax Asset	287,853,207
	<u>2,387,554,387</u>
TOTAL ASSETS	<u><u>15,728,961,397</u></u>


LIABILITIES AND EQUITY

Current Liabilities	
Accounts Payable and Accrued Expenses	333,032,630
Interest Payable	99,871
Deferred Tax Liability	69,061
Undistributed Collections	105,565,360
Long-Term Liabilities-Current Portion - ODA	1,883,823
	<u>440,650,744</u>
Non-Current Liabilities	
Long-Term Liabilities - ODA	16,012,493
	<u>16,012,493</u>
Total Liabilities	<u><u>456,663,237</u></u>
Equity	
Capital Stock	9,962,506,400
Paid in Capital in Excess of par Value	79,510,460
Retained Earnings	5,097,774,430
Add: Net Income Inclusive of Net Subsidy	172,506,870
Treasury Stocks	(40,000,000)
Total	<u><u>15,272,298,160</u></u>
TOTAL LIABILITIES AND EQUITY	<u><u>15,728,961,397</u></u>

Prepared by:


MARIDEL C. PELAYO
CEO III, CG


Certified by:


CORAZON A. DIMAYUGA
Head - Controllership Group

SMALL BUSINESS GUARANTEE AND FINANCE CORPORATION
STATEMENT OF FINANCIAL PERFORMANCE
(Consolidated SBC and P3)
For the Nine Month Period Ending September 30, 2022

Operating Revenues	
Lending Operations	197,799,399.05
Equity Financing Operations	210,608.13
Treasury Operations	64,175,115.78
Other Income	5,140,167.07
Total Operating Revenue	<u>267,325,290.03</u>
Operating Expenses	
Financing Cost	810,807.48
Credit Cost	766,062,689.91
Operating Cost	225,810,847.32
Other Expenses	1,601,846.61
Total Operating Expenses	<u>994,286,191.32</u>
Net Operating Income	<u>(726,960,901.29)</u>
Subsidy from National Government	<u>967,000,000.00</u>
Expenses	
MOOE - P3	53,808,452.64
Credit Cost	13,723,776.41
Total	<u>67,532,229.05</u>
NET SUBSIDY	<u>899,467,770.95</u>
NET INCOME INCLUSIVE OF NET OF SUBSIDY	<u><u>172,506,869.66</u></u>

Prepared by:


MARIDEL C. PELAYO
CEO III, CG

Certified Correct:


CORAZON A. DIMAYUGA
Head - Controllership Group