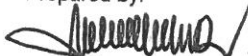


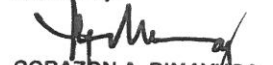
SMALL BUSINESS GUARANTEE AND FINANCE CORPORATION
STATEMENT OF FINANCIAL POSITION
(Consolidated SBC and P3)
As at June 30, 2022

ASSETS	
Current Assets	
Cash on Hand and in Banks	760,163,726.96
Cash in Bank HYSA-Short-Term TBills	77,000,000.00
Investments in Government Securities	4,289,174,186.23
Interest Receivable on Investments	17,382,964.80
Loans Receivable	10,358,190,939.04
Allowance for Doubtful Accounts	(2,130,343,935.81)
Interest Receivable on Loans	43,687,616.77
Sale Contract Receivable	13,260,004.26
Other Current Assets / Receivables	225,593,199.04
	<u>13,654,108,701.29</u>
Non-Current Assets	
Accounts Receivable, Others	40,263,047.88
Property and Equipment, Net	68,966,552.42
Real and Other Properties Acquired, Net	43,005,810.18
Non-Current Assets Held for Sale	9,520,944.51
Investments in Government Securities	1,627,469,323.64
Equity Investment	26,490,977.02
Allowance for Doubtful Accounts	(9,053,477.01)
Other Assets	7,007,907.09
Deferred Tax Asset	287,853,206.83
	<u>2,101,524,292.56</u>
TOTAL ASSETS	<u><u>15,755,632,993.85</u></u>
LIABILITIES AND EQUITY	
Current Liabilities	
Accounts Payable and Accrued Expenses	264,424,067.83
Interest Payable	546,321.91
Deferred Tax Liability	7,137.99
Undistributed Collections	42,615,504.42
Notes Payable	17,200,000.00
Long-Term Liabilities-Current Portion - ODA	1,883,822.72
	<u>326,676,854.97</u>
Non-Current Liabilities	
Long-Term Liabilities - ODA	16,954,404.51
	<u>16,954,404.51</u>
Total Liabilities	<u>343,631,259.48</u>
Equity	
Capital Stock	9,962,506,400.00
Paid in Capital in Excess of par Value	79,510,460.00
Retained Earnings	5,105,778,827.19
Add: Net Income Inclusive of Net Subsidy	304,206,047.18
Treasury Stocks	(40,000,000.00)
Total	<u>15,412,001,734.37</u>
TOTAL LIABILITIES AND EQUITY	<u><u>15,755,632,993.85</u></u>

Prepared by:


MARIDEL C. PELAYO
CEO, CG


Certified by:


CORAZON A. DIMAYUGA
Head - Controllership Group

SMALL BUSINESS GUARANTEE AND FINANCE CORPORATION
STATEMENT OF FINANCIAL PERFORMANCE
(Consolidated SBC and P3)
For the Six Month Period Ending June 30, 2022

Operating Revenues	
Lending Operations	129,517,037.90
Equity Financing Operations	210,608.13
Treasury Operations	46,090,850.50
Gain on sale of acquired assets	3,645,526.67
Gain/ (Loss) on Foreign Exchange-Realized	55,423.41
Miscellaneous Income	799,720.59
Total Operating Revenue	<u>180,319,167.20</u>
Operating Expenses	
Financing Cost	563,267.05
Credit Cost	651,402,078.84
Operating Cost	155,510,056.64
Other Expenses	19,849.20
Total Operating Expenses	<u>807,495,251.73</u>
Net Operating Income	<u>(627,176,084.53)</u>
Subsidy from National Government	<u>967,000,000.00</u>
Expenses	
MOOE - P3	30,554,196.50
Credit Cost	5,063,671.79
Total	<u>35,617,868.29</u>
NET SUBSIDY	<u>931,382,131.71</u>
NET INCOME INCLUSIVE OF NET OF SUBSIDY	<u>304,206,047.18</u>

Prepared by:


MARIDEL C. PELAYO
 CEO III, CG

Certified Correct:


CORAZON A. DIMAYUGA
 Head - Controllership Group