

STATEMENT OF APPROPRIATIONS, ALLOTMENTS, OBLIGATIONS, DISBURSEMENTS AND BALANCES  
As at the Quarter Ending June 30, 2021

FAR No. 1


Department: Budgetary Support to Government Corporations  
Agency/Entity: Small Business Corporation  
Operating Unit: < not applicable >  
Organization Code (UACS): 35 048 0000000  
Fund Cluster: 01 Regular Agency Fund  
e.g. UACS Fund Cluster 01-Regular Agency Fund, 02-Foreign Assisted Projects Fund, 03-Special Account-Locally Funded/Domestic Grants Fund and 04-Special Account-Foreign Assisted/Foreign Grants Fund

X Current Year Appropriations  
Supplemental Appropriations  
Continuing Appropriations

Particulars	UACS CODE	Appropriations		Allotments					Current Year Obligations				Current Year Disbursements				Balances						
		Authorized Appropriations	Adjusted Appropriations	Adjustments Transfer To/Frm. Modifications Appropriations	Adjusted Appropriations	Adjustments Reductions Modifications Appropriations	Transfer To	Transfer From	Adjusted Total Allotments	1st Quarter Ending March 31	2nd Quarter Ending June 30	3rd Quarter Ending Sept. 30	4th Quarter Ending Dec. 31	TOTAL	1st Quarter Ending March 31	2nd Quarter Ending June 30	3rd Quarter Ending Sept. 30	4th Quarter Ending Dec. 31	TOTAL	Unreleased Apprs	Unobligated Allotments	Unpaid Obligations (15-20) (23+24)	Net Unpaid Obligations
		3	5-(3+4)	4	6	7	8	9	10-(8+(-17)+9)	11	12	13	14	15-(11+12+13+14)	16	17	18	19	20-(16+17+18+19)	21	22	23	24
I. Agency Specific Budget		1,000,000,000.00	0.00	1,000,000,000.00	1,000,000,000.00	0.00	0.00	0.00	1,000,000,000.00	175,872,053.55	324,127,946.45	0.00	0.00	500,000,000.00	175,872,053.55	324,127,946.45	0.00	0.00	500,000,000.00	0.00	500,000,000.00	0.00	0.00
Operations	36000000000000	1,000,000,000.00	0.00	1,000,000,000.00	1,000,000,000.00	0.00	0.00	0.00	1,000,000,000.00	175,872,053.55	324,127,946.45	0.00	0.00	500,000,000.00	175,872,053.55	324,127,946.45	0.00	0.00	500,000,000.00	0.00	500,000,000.00	0.00	0.00
OO Sustainable MSMEs Increased		1,000,000,000.00	0.00	1,000,000,000.00	1,000,000,000.00	0.00	0.00	0.00	1,000,000,000.00	175,872,053.55	324,127,946.45	0.00	0.00	500,000,000.00	175,872,053.55	324,127,946.45	0.00	0.00	500,000,000.00	0.00	500,000,000.00	0.00	0.00
PNOD PARA SA PAQBASAGO AT PAG-ASENGO PROGRAM		1,000,000,000.00	0.00	1,000,000,000.00	1,000,000,000.00	0.00	0.00	0.00	1,000,000,000.00	175,872,053.55	324,127,946.45	0.00	0.00	500,000,000.00	175,872,053.55	324,127,946.45	0.00	0.00	500,000,000.00	0.00	500,000,000.00	0.00	0.00
MOA Finance for Lending	31010010001000	925,000,000.00	0.00	925,000,000.00	925,000,000.00	0.00	0.00	0.00	925,000,000.00	158,918,317.47	309,109,919.76	0.00	0.00	474,928,437.23	158,918,317.47	309,109,919.76	0.00	0.00	474,928,437.23	0.00	474,928,437.23	0.00	0.00
MOE		925,000,000.00	0.00	925,000,000.00	925,000,000.00	0.00	0.00	0.00	925,000,000.00	158,918,317.47	309,109,919.76	0.00	0.00	474,928,437.23	158,918,317.47	309,109,919.76	0.00	0.00	474,928,437.23	0.00	474,928,437.23	0.00	0.00
Maintenance and Monitoring	31010010002000	75,000,000.00	0.00	75,000,000.00	75,000,000.00	0.00	0.00	0.00	75,000,000.00	10,655,508.09	15,018,026.69	0.00	0.00	25,673,562.77	10,655,508.09	15,018,026.69	0.00	0.00	25,673,562.77	0.00	25,673,562.77	0.00	0.00
MOE		75,000,000.00	0.00	75,000,000.00	75,000,000.00	0.00	0.00	0.00	75,000,000.00	10,655,508.09	15,018,026.69	0.00	0.00	25,673,562.77	10,655,508.09	15,018,026.69	0.00	0.00	25,673,562.77	0.00	25,673,562.77	0.00	0.00
Sub-Total Operations		1,000,000,000.00	0.00	1,000,000,000.00	1,000,000,000.00	0.00	0.00	0.00	1,000,000,000.00	175,872,053.55	324,127,946.45	0.00	0.00	500,000,000.00	175,872,053.55	324,127,946.45	0.00	0.00	500,000,000.00	0.00	500,000,000.00	0.00	0.00
PE		0.00	0.00	0.00	0.00	0.00	0.00	0.00	0.00	0.00	0.00	0.00	0.00	0.00	0.00	0.00	0.00	0.00	0.00	0.00	0.00	0.00	0.00
MOE		0.00	0.00	0.00	0.00	0.00	0.00	0.00	0.00	0.00	0.00	0.00	0.00	0.00	0.00	0.00	0.00	0.00	0.00	0.00	0.00	0.00	0.00
FPEL (if Applicable)		0.00	0.00	0.00	0.00	0.00	0.00	0.00	0.00	0.00	0.00	0.00	0.00	0.00	0.00	0.00	0.00	0.00	0.00	0.00	0.00	0.00	0.00
CO		0.00	0.00	0.00	0.00	0.00	0.00	0.00	0.00	0.00	0.00	0.00	0.00	0.00	0.00	0.00	0.00	0.00	0.00	0.00	0.00	0.00	0.00
Sub-Total I. Agency Specific Budget		1,000,000,000.00	0.00	1,000,000,000.00	1,000,000,000.00	0.00	0.00	0.00	1,000,000,000.00	175,872,053.55	324,127,946.45	0.00	0.00	500,000,000.00	175,872,053.55	324,127,946.45	0.00	0.00	500,000,000.00	0.00	500,000,000.00	0.00	0.00
PS		0.00	0.00	0.00	0.00	0.00	0.00	0.00	0.00	0.00	0.00	0.00	0.00	0.00	0.00	0.00	0.00	0.00	0.00	0.00	0.00	0.00	0.00
MOE		0.00	0.00	0.00	0.00	0.00	0.00	0.00	0.00	0.00	0.00	0.00	0.00	0.00	0.00	0.00	0.00	0.00	0.00	0.00	0.00	0.00	0.00
FPEL (if Applicable)		0.00	0.00	0.00	0.00	0.00	0.00	0.00	0.00	0.00	0.00	0.00	0.00	0.00	0.00	0.00	0.00	0.00	0.00	0.00	0.00	0.00	0.00
CO		0.00	0.00	0.00	0.00	0.00	0.00	0.00	0.00	0.00	0.00	0.00	0.00	0.00	0.00	0.00	0.00	0.00	0.00	0.00	0.00	0.00	0.00
IV. Reversal of the Unobligated Allotments charged against PSA		0.00	0.00	0.00	0.00	0.00	0.00	0.00	0.00	0.00	0.00	0.00	0.00	0.00	0.00	0.00	0.00	0.00	0.00	0.00	0.00	0.00	0.00
Has 11486 and 11494		0.00	0.00	0.00	0.00	0.00	0.00	0.00	0.00	0.00	0.00	0.00	0.00	0.00	0.00	0.00	0.00	0.00	0.00	0.00	0.00	0.00	0.00
GRAND TOTAL		1,000,000,000.00	0.00	1,000,000,000.00	1,000,000,000.00	0.00	0.00	0.00	1,000,000,000.00	175,872,053.55	324,127,946.45	0.00	0.00	500,000,000.00	175,872,053.55	324,127,946.45	0.00	0.00	500,000,000.00	0.00	500,000,000.00	0.00	0.00
MOE		1,000,000,000.00	0.00	1,000,000,000.00	1,000,000,000.00	0.00	0.00	0.00	1,000,000,000.00	175,872,053.55	324,127,946.45	0.00	0.00	500,000,000.00	175,872,053.55	324,127,946.45	0.00	0.00	500,000,000.00	0.00	500,000,000.00	0.00	0.00
Reclassification by OO		0.00	0.00	0.00	0.00	0.00	0.00	0.00	0.00	0.00	0.00	0.00	0.00	0.00	0.00	0.00	0.00	0.00	0.00	0.00	0.00	0.00	0.00
I. Agency Specific Budget		1,000,000,000.00	0.00	1,000,000,000.00	1,000,000,000.00	0.00	0.00	0.00	1,000,000,000.00	175,872,053.55	324,127,946.45	0.00	0.00	500,000,000.00	175,872,053.55	324,127,946.45	0.00	0.00	500,000,000.00	0.00	500,000,000.00	0.00	0.00
PNOD PARA SA PAQBASAGO AT PAG-ASENGO PROGRAM		1,000,000,000.00	0.00	1,000,000,000.00	1,000,000,000.00	0.00	0.00	0.00	1,000,000,000.00	175,872,053.55	324,127,946.45	0.00	0.00	500,000,000.00	175,872,053.55	324,127,946.45	0.00	0.00	500,000,000.00	0.00	500,000,000.00	0.00	0.00
MOA Finance for Lending		925,000,000.00	0.00	925,000,000.00	925,000,000.00	0.00	0.00	0.00	925,000,000.00	158,918,317.47	309,109,919.76	0.00	0.00	474,928,437.23	158,918,317.47	309,109,919.76	0.00	0.00	474,928,437.23	0.00	474,928,437.23	0.00	0.00
Maintenance and Monitoring		75,000,000.00	0.00	75,000,000.00	75,000,000.00	0.00	0.00	0.00	75,000,000.00	10,655,508.09	15,018,026.69	0.00	0.00	25,673,562.77	10,655,508.09	15,018,026.69	0.00	0.00	25,673,562.77	0.00	25,673,562.77	0.00	0.00

This report was generated using the Unified Reporting System on 08/07/2021 02:58 version FAR 1.2.5 Status: SUBMITTED

Prepared by:


  
CARLITO UMALI  
Senior Financial Specialist

Date:

\_\_\_\_\_


Date:

Recommending approval:

  
CORAZON A. DIMAYUGA  
Head, Controllership Group

Date:

Approved by:

  
MA LINA E. C. MANANDO  
President/CEO

Date: