

SMALL BUSINESS GUARANTEE AND FINANCE CORPORATION
INCOME STATEMENT
For the Six Month Period Ending June 30, 2015

Continuing Operations

Interest Income on

Loans:

Wholesale - SME	8,938,910
Wholesale - MICRO	45,741,078
Retail	34,982,916
ERF	7,784,330
Other Operating Income	7,287,172
Sub Total	<u>104,734,406</u>

Investment	41,405,481
Guarantee Fee	445,414
Equity Financing	425,600

Other Income

Gain/Loss on sale of acquired assets	14,972,838
Miscellaneous	2,580,915
Sub Total	<u>59,830,248</u>

Gross Income

164,564,654

Less:

Financing Cost

Interest Expense	12,534,630
Guarantee Fee Expense	6,517,883
FXRC Expense	19,553,650

Total

38,606,163

125,958,491

Less:

Credit Cost

Provision for Probable Losses	19,437,163
Impairment Loss	398,663
Acquired Asset Expense	907,364
Litigation Expense	143,427

Total

20,886,617

105,071,874

Less:

Operating Cost

Personnel Services	56,315,657
MOOE	32,848,312
Capacity Building Expense	569,288
(Gain)/Loss on Foreign Exchange-Realized	835,699
	<u>90,568,956</u>

Net Income from Continuing Operations

14,502,918


Other Comprehensive Income (Expense)

Translation Adjustment - Net	44,376,238
Change in Derivative Valuation	(46,621,695)
	<u>(2,245,457)</u>

Total Comprehensive Income / (Loss)

12,257,461

Prepared by:


HEIDE M. VEGA
 Manager, Acctg.

Certified by:


ALFREDO S. DIMACULANGAN
 Head -Resource Management Sector

SMALL BUSINESS GUARANTEE AND FINANCE CORPORATION
STATEMENT OF FINANCIAL POSITION
As of June 30, 2015

ASSETS

Current Assets

Cash on Hand and in Banks	50,539,423
Cash in Bank HYS-SDA	117,120,587
Investments in Gov't Sec	1,781,386,079
Interest Receivable on Investments	22,385,959
Loans Receivable	2,881,608,619
Allowance for Doubtful Accounts	(444,459,946)
Interest Receivable on Loans	26,198,216
Sale Contract Receivable	63,824,145
Other Current Assets / Receivables	12,281,182
	<u>4,510,884,264</u>

Non-Current Assets

Accounts Receivable, Others	37,092,158
Property and Equipment, Net	76,938,712
Real and Other Properties or Acquired, Net	136,164,542
Equity Investment	18,697,620
Allowance for Doubtful Accounts	(1,726,045)
Other Assets	4,447,707
Deferred Tax Asset	101,569,608
Guarantee Paid Loans	78,734,739
Allowance for Doubtful Accounts	(77,371,355)
Derivative with Positive Fair Value	196,202,313
	<u>570,749,999</u>

TOTAL ASSETS

5,081,634,263

LIABILITIES AND EQUITY

Current Liabilities

Accounts Payable and Accrued Expenses	45,069,535
Interest Payable	5,697,133
Dividend Payable	113,534
Undistributed Collections	3,650,208
Notes Payable	1,236,925,454
Long-Term Liabilities-Current Portion - ODA	156,250,000
	<u>1,447,705,864</u>

Non-Current Liabilities

Long-Term Liabilities - ODA	1,077,183,779
	<u>1,077,183,779</u>

Total Liabilities

2,524,889,643

Equity

Capital Stock	1,919,902,000
Paid in Capital in Excess of par Value	79,510,460
Unappropriated Retained Earnings	264,401,599
Appropriated Retained Earnings	280,673,100
Add: Net Income / (Loss)	12,257,461
	<u>2,556,744,620</u>

Total

2,556,744,620

TOTAL LIABILITIES AND EQUITY

5,081,634,263

Prepared by:


HEIDE M. VEGA
Manager-Accounting

Certified by:



ALFREDO S. DIMACULANGAN
Head Resource Management Sector

SMA BUSINESS GUARANTEE AND FINANCE CORPORATION
STATEMENT OF CASH FLOW

For the six month period ended June 30, 2015
(In Philippine Peso)

Cash Flows from Operating Activities:	
Cash Inflows:	
Interest on Loans	87,814,275
Interest on Investments	41,490,836
Guarantee Fees	432,717
Other Income	8,316,604
Collections from loans to employee	1,889,496
Advances from suppliers and creditors	3,035,044
Collection of Loans	944,322,483
Unapplied Collections	3,650,208
Total Cash Inflows	1,090,951,978
Cash Outflows:	
Loans granted to employees	1,785,823
Advances to suppliers and creditors	4,973,854
Payment of Operating Expenses	90,983,089
Loan Releases	911,790,652
Loss on foreign exchange	836,214
Total Cash Outflows	1,010,369,633
Net Cash Provided by Operating Activities	80,582,345
Cash Flows from Investing Activities:	
Cash Inflows:	
Proceeds from Held-To-Maturity Investment	90,517,827
Proceeds from Disposal of Acquired Properties (ROPA)	1,035,372
Total Cash Inflow	91,594,195
Cash Outflows:	
Placements of Held-To-Maturity Investment	130,024,206
Purchase of Property and Equipment	1,065,772
Investment in Equity Venture Capital	1,880,000
Costs relative to foreclosed properties (ROPA)	1,013,014
Total Cash Outflows	133,982,991
Net Cash Used in Investing Activities	(42,388,796)
Cash Flows from Financing Activities:	
Cash Inflows:	
Proceeds from Issuance of mSME Notes	401,150,000
Total Cash Inflows	401,150,000
Cash Outflows:	
Payment of Foreign Loans	42,240,804
Payment of Interest on Loans and Other Finance Costs	36,476,873
Payment of Matured mSME Notes	340,053,670
Total Cash Outflows	418,771,346
Net Cash Used in Financing Activities	(17,621,346)
Net increase (decrease) in cash and cash equivalents	20,572,203
Add: Cash and Cash Equivalents, Beginning	147,087,807
Cash and Cash Equivalents, Ending	167,660,010

Prepared by:


MARIDEL Z. CONTRERAS
Senior Financial Specialist

Reviewed by:


HEIDE M. VEGA
Department Manager II

Certified Correct:


ALFREDO S. DIMACULANGAN
Head, Controllershship Group/RMS

SMALL BUSINESS GUARANTEE AND FINANCE CORPORATION

TRIAL BALANCE

June 30, 2015

ACCOUNT TITLE	ACCOUNT CODE	DEBIT	CREDIT
Cash-Collecting Officers-H.O	102000	2,689.12	
Cash-Collecting Officers-VAO	102010	71,000.00	
Check-Collecting Officers-HO	102100	692,997.91	
Check-Collecting Officers-VAO	102110	(85,400.59)	
Check-Collecting Officers-NLAO	102115	574,781.51	
Cash Disbursing Officers	103000	193,200.00	
Cash in Bank-Local Curr.,CA-LBP	111000	34,563,567.33	
Cash in Bank-Local Curr.,CA-LBP-VAO	111005	569,670.89	
Cash in Bank-Local Curr.,CA-LBP-MAO	111010	3,418,700.80	
Cash in Bank-Local Curr.,CA-IFAD-(RF-Peso Acct.)	111025	30,673.52	
Cash in Bank-Local Curr.,CA-IFAD-(Imprest-Peso Acct.)	111030	32,577.27	
Cash in Bank-Local Curr.,CA-mSME Notes	111035	5,064,983.56	
Cash in Bank-Local Curr.,CA-LBP-ELP-Displaced Workers	111036	30,302.80	
Cash in Bank-Local Curr.,CA-LBP-NLAO-BAGUIO	111040	2,218,494.76	
Cash in Bank-Local Curr.,SA-DBP	112020	3,129,015.56	
Cash in Bank-HYSA/SSA/SDA	113010	66,877,296.57	
Cash in Bank-HYSA/SSA/SDA-MSME NOTE FUND	113016	50,243,290.85	
Cash in Bank-Foreign Curr.,SA-DOLLAR	116000	32,168.42	
Due from Officers & Employees	123000	176,493.79	
Accts. Rec'ble-Officers & Employees	123005	541,759.83	
Accts. Rec'ble-Officers & Employees-COA-NFD	123010	770,548.32	
Due from BMBE	123015	382,329.18	
Loans Receivable-FAST	126100	123,328,491.08	
Loans Receivable-FIRM	126105	181,664,304.49	
Loans Receivable-FEEL	126115	378,353.70	
Loans Receivable-MICRO	126116	1,258,562,001.32	
Loans Receivable-FAST-ADB	126125	23,884,380.00	
Loans Receivable-FIRM-KFW	126131	5,934,523.44	
Loans Receivable-FIRST-ADB	126135	1,865,700.27	
Loans Receivable-FRIEND	126150	27,858,960.46	
Loans Receivable-FIRST	126155	17,536,827.43	
Loans Receivable-FORCE	126160	10,610,999.02	
Loans Receivable-FLEXIBLE	126166	197,941,706.36	
Loans Receivable-1 BPMP	126170	500,001.00	
Loans Receivable-FORGE	126175	1,488,615.92	
Loans Receivable-ELP	126176	455,433.88	
Loans Receivable-Equity Ventures Program	126180	5,486,588.19	
Loans Receivable-STDF	126185	1,681,840.19	
Sales Contract Receivable	126187	63,824,145.28	
Loans Receivable-Calamity	126191	905,867.26	
Loans Receivable-FEASIBLE	126195	4,688,500.53	
Loans Receivable-FEASIBLE - ADB	126196	709,466.22	
Loans Receivable-DEMAND	126220	7,065,031.74	
Loans Receivable-RMICRO Loan	126240	129,805,725.89	
Loans Receivable-FMICRO	126260	13,311,834.97	
Loans Receivable-MICRO-IFAD	126276	26,741,854.31	
Loans Receivable-FLEXIBLE-ADB	126280	5,375,806.56	
Loans Receivable-FRIEND-ADB	126285	1,957,895.67	
Loans Receivable-FMICRO-ADB	126290	71,150.57	
Loans Receivable-RMicro Loan - ADB	126400	103,679.34	
Loans Receivable-GRAD	126415	32,519,088.35	
Loans Receivable-WCAP	126420	357,956,293.66	
Loans Receivable-WCAP - ADB	126425	489,042.95	
Loans Receivable-RUMEPP	126435	944,862.78	
Loans Receivable-Compromise Agreement Rec'ble-Retail	126445	5,419,309.56	
Loans Receivable-Compromise Agreement Rec'ble-Guarantee	126460	50,423.08	
Loans Receivable-ERF	126465	416,702,644.34	
Loans Receivable-Compromise Agreement Rec'ble-MICRO	126470	984,306.59	
Guarantee Paid Loans-SBGFC	126600	44,270,700.77	
Guarantee Paid Loans-GFSME	126601	34,413,615.53	
Loans Rec'ble Purchased	126605	17,583,316.55	
Loans Receivable-Deficiency Claims Rec'ble-Retail	126700	67.00	
Loans Receivable-Deficiency Claims Rec'ble-Guarantee	126705	78.00	
Loans Receivable-Deficiency Claims Rec'ble-Wholesale	126710	15.00	
Derivative with Positive Fair Value	127005	196,202,313.00	
Int. Rec'ble on Inv.-TBills	129005	8,500,596.85	

SMALL BUSINESS GUARANTEE AND FINANCE CORPORATION

TRIAL BALANCE

June 30, 2015

ACCOUNT TITLE	ACCOUNT CODE	DEBIT	CREDIT
Int. Rec'ble on Inv.-SDA	129007	58,292.62	
Int. Rec'ble on Inv. Bonds-ADB	129012	4,807,175.75	
Int. Rec'ble on Inv.-TB -Guarantee Reserved Funds	129013	4,415,069.11	
Int. Rec'ble on Inv.-SDA - MSME NOTES	129019	13,340.10	
Int. Rec'ble on Inv.-TB -MSME Notes	129023	1,219,183.47	
Int. Rec'ble on Inv.-TB - Liquidity Reserve Fund	129024	384,631.72	
Int. Rec'ble on Inv.-TB - KFW	129026	2,987,669.29	
Int. Rec'bles on Loans-ERF	129080	3,317,871.41	
Int. Rec'ble on Loans	129095	22,726,976.85	
Int. Rec'ble on NRP	129100	166,019.72	
Capitalized Int. Rec'ble	129200	16,584,989.17	
Capitalized Int. Rec'ble - CAR	129245	1,380,358.82	
Dividend Receivable	147000	425,600.00	
Accts. Rec'ble-Others	149005	22,873,170.59	
Accts. Rec'ble-Lease Purchase	149015	11,309,055.32	
Accts. Rec'ble-Travelling	149030	67,872.80	
Accts. Rec'ble-Others-Foreclosure	149035	496,856.57	
Accts. Rec'ble-Others-MSME Notes	149040	2,390,591.58	
Office Supplies Inventory	155000	383,404.51	
Accountable Forms Inventory	156000	7,500.00	
Prepaid-Rent	177000	6,222.19	
Prepaid-Condominium Dues	177010	1,777.78	
Prepaid-Insurance	178000	678,020.52	
Prepaid-FXRC Fee - ADB	179005	4,606,240.93	
Deferred Charges	182000	193,235.38	
Deferred Tax Asset - NOLCO	182025	39,261,645.50	
Prepaid-Uniform	185000	330,000.23	
Prepaid-Membership Fees & Dues	185005	101,588.77	
Prepaid-Comm.-Internet	185015	150.18	
Prepaid-Taxes & Licenses	185020	319,380.04	
Prepaid-Others	185025	595,455.72	
Prepaid-Subscription & Periodicals	185035	17,488.63	
Prepaid-Guarantee Fee - ADB	185045	1,535,413.64	
Prepaid-Rep. & Maint.-IT Equipment/Software	185055	820,547.12	
Prepaid - Income Tax	185060	316,769.11	
Guarantee Deposits	186000	1,043,556.58	
Creditable Withholding Tax	189005	494,031.50	
Deferred Tax Asset - MCIT	189020	11,680,634.57	
Deferred Tax Asset -Timing Difference	189030	34,525,893.96	
Deferred Tax Asset -Allow for DA	189035	16,101,433.53	
Investment in Treasury Bills	191000	884,642,856.77	
Investment in Treasury Bills - ADB	191005	230,170,973.43	
Investment in Treasury Bills - MSME Notes	191011	148,711,384.96	
Investment in Treasury Bills - Liquidity Reserve Fund	191012	62,504,712.37	
Investment in Treasury Bills - KFW	191015	163,804,080.69	
Investment in Treasury Bills-GRF	191020	291,077,116.42	
Investment in Bonds	193000	146,500.00	
Investment-Equity Ventures Program	197010	18,697,620.00	
Investment-Norman Badua Account	197020	121,102.00	
Investment-Banco Agricola Account	197025	207,352.79	
Land	201000	901,623.04	
Office Buildings	211000	136,912,742.92	
Leasehold Improvement, Buildings	219000	2,262,428.49	
Building Improvements	219005	2,845,082.23	
Office Equipment	221000	2,149,090.50	
Furniture & Fixtures	222000	2,389,722.74	
Other Assets	222005	92,649.53	
Other Assets - DAR	222010	3,901,362.17	
Other Assets - SPAV-DBP	222015	856,100.00	
IT Equipment & Software	223000	21,071,720.93	
Library Books	224000	195,736.26	
Motor Vehicles	241000	14,457,892.40	
Other PPE -Miscellaneous	250000	3,154,010.55	
Miscellaneous Assets-E-LOANS	250005	1,840,535.87	
Acq. Assets - Chattels/Equipment	290005	8,488,912.51	
Allowance for Impairment Loss - Land - AA	290010		9,998,749.16

SMALL BUSINESS GUARANTEE AND FINANCE CORPORATION
TRIAL BALANCE
June 30, 2015

ACCOUNT TITLE	ACCOUNT CODE	DEBIT	CREDIT
Allowance for Impairment - Other Assets-DAR	290015		1,813,252.05
Accum. Dep'n - Chattel Mortgage	290025		8,282,667.50
Acq. Assets - Land	290030	85,622,694.43	
Acq. Assets - Bldg. & Structures	290035	74,099,801.97	
Allowance for Impairment - Other Assets-SPAV DBP	290040		49,025.00
Allow. for Doubtful Acct.-A/R-Others	301010		880,000.00
Allow. for Doubtful Acct.-Loans	301015		331,564,994.39
Allow. for Doubtful Acct.-Guarantee	301020		77,371,355.07
Allow. for Doubtful Acct. - Deficiency Claim Rec'ble-Guarantee	301025		78.00
Allow. for Impairment - Inv. Equity Venture Program	301030		1,726,045.00
Allow. for Doubtful Acct.-LR Equity Venture Program	301035		5,486,588.19
Allow. for Doubtful Acct.-LRP	301040		13,447,477.85
Allow. for Doubtful Acct. - Deficiency Claim Rec'ble-Wholesale	301045		15.00
Allow. for Doubtful Acct. - Deficiency Claim Rec'ble-Retail	301050		67.00
Allow. for Doubtful Acct.- ERF	301055		92,031,014.79
Accu. Dep'n.-Office Buildings	311000		75,814,846.55
Accu. Dep'n.-Leasehold Improvements	319000		1,427,376.23
Accu. Dep'n.-Building Improvements	319005		2,035,618.34
Accu. Dep'n.-Office Equipment	321000		1,598,320.20
Accu. Dep'n.-Furniture & Fixtures	322000		1,488,690.10
Accu. Dep'n.-IT Equipment & Software	323001		15,147,687.86
Accu. Dep'n.-Motor Vehicles	341000		9,517,678.02
Accu. Dep'n.-Other PPE - Miscellaneous	350000		2,175,384.26
Accum. Amortization-Misc. Assets-E-Loans	350010		1,840,535.87
Accum. Dep'n.-ROPA - Bldg. & Structures	350020		10,807,988.60
OFI Equity on NRP	439000		1,929,789.17
OFI Equity on Acquired Assets	439005		2,957,461.82
OFI Equity on Other Assets-DAR	439006		273,451.65
Deferred Interest Income	455010		16,597,641.55
Vouchers Payable	401000		6,098,271.03
Notes Payable - Bank & Other FI's / MSME Notes	402000		1,236,925,453.71
Dividend Payable	408000		113,534.05
Interest Payable- ADB	409020		709,631.82
Interest Payable- Banks & Other FI's	409030		4,467,119.17
Interest Payable- IFAD	409045		520,382.34
Accts. Payable-BIR	412000		910,887.18
W/holding Tax- Compensation	412005		1,504,570.20
W/holding Tax- At Source	412010		143,178.69
W/holding Tax- VAT - Goods	412015		18,532.47
W/holding Tax- VAT - Services	412016		112,202.05
W/holding Tax- Contractor's Tax	412020		309.56
Income Tax Payable	412030		0.51
W/holding Tax- At Source-MSME	412035		177,827.84
Due to GSIS	413000		431,715.76
Due to PAG-IBIG	414000		39,008.56
Due to PHILHEALTH	415000		46,915.81
Due to BMBE	418000		642,516.01
Guarantee Deposits Payable	426000		27,000.00
Performance/Bidders/Bail Bonds Payable	427000		271,465.89
Due to OFI	439010		11,796,781.55
Accts. Payable-Employees Loan - GSIS	439015		393,842.14
Accts. Payable-Employees Loan - HDMF	439016		8,983.77
Accts. Payable-Employees Loan - HDMF-Housing Loan	439017		3,493.65
Accts. Payable-Pre-Need	439020		541.58
Accts. Payable-Notary Public	439025		2,500.00
Accts. Payable-Prov. Fund	439030		59,224.80
Accts. Payable-Others(Misc.)	439035		22,355,828.65
Accts. Payable-GRT	439045		23,937.29
Undistributed Coll.	439060		3,267,975.99
Und. Collections-Ret. Checks	439061		382,231.80
Loans Payable - ADB	445005		607,987,193.97
Loans Payable - KFW	445010		594,363,510.00
Loans Payable - IFAD	445015		31,083,074.96
Deferred Interest Income - CAR	455030		1,380,358.82
Common Stocks	502000		1,519,902,000.00
Preferred Stocks	502005		400,000,000.00

SMALL BUSINESS GUARANTEE AND FINANCE CORPORATION

TRIAL BALANCE

June 30, 2015

ACCOUNT TITLE	ACCOUNT CODE	DEBIT	CREDIT
Paid-in Capital in Excess of Par	503000		79,510,460.00
Retained Earnings	510000		264,401,599.42
Appropriated Retained Earnings	510005		280,673,100.00
Salaries & Wages-Regular	701000	27,318,891.91	
Personnel Econ. Relief Allow-PERA	711000	413,346.00	
Add'l Compensation (ADCOM)	712000	1,236,038.06	
Representation Allowance (RA)	713000	1,391,273.00	
Transportation Allowance (TA)	714000	1,249,583.00	
Clothing/Uniform Allowance	715000	349,999.77	
Productivity Incentive Allow.	717000	4,340,223.00	
Other Bonuses & Allowances	719000	5,261,753.46	
Overtime & Night Pay	723000	15,530.55	
Cash Gift	724000	332,875.00	
Year End Bonus	725000	2,167,996.32	
Life Retirement Ins. Cont.	731000	3,237,240.00	
PAG-IBIG Cont.	732000	82,900.00	
PHILHEALTH Contributions	733000	275,800.00	
ECC Contributions	734000	82,900.00	
Sal. & Wages-Leave Encashment/Terminal Leave	742000	1,408,797.08	
Emp. Benefits-Rice Allotment	749000	1,649,950.00	
Emp. Benefits-Medical Allowance	749005	488,944.15	
Emp. Benefits-Meals	749010	434,408.57	
Emp. Benefits-Children	749011	24,630.00	
Provident Fund ER Cont.	749020	3,982,577.64	
Board Fees	749035	560,000.00	
Emp. Benefits-Others	749040	10,000.00	
Travelling Expenses-Local	751000	1,089,982.80	
Training Expenses	753000	781,740.96	
Supplies & Materials	755000	716,166.99	
Accountable Forms Expenses	756000	102,000.00	
Gasoline, Oil & Lubricants Exp.	761000	502,017.36	
Water Expense	766000	50,351.95	
Electricity Expenses	767000	1,323,393.73	
Postage and Deliveries	771000	119,970.86	
Telephone Expenses-Landline	772000	575,241.24	
Telephone Exp.-Mobile	773000	190,572.09	
Internet Expenses	774000	850,635.39	
Membership Dues & Cont. to Organization	778000	8,662.64	
Advertising Expenses	780000	140,462.40	
Printing and Binding Expense	781000	40,640.00	
Rental Expense	782000	1,159,720.31	
Condominium Dues	782005	1,050,982.52	
Business Promotion	783000	138,723.17	
Board & Committee Expenses	783005	364,852.80	
Mgm't. Comm. Expense	783010	4,603.00	
Business Dev't. Exp.	783015	192,345.83	
Subscriptions Expense	786000	28,133.09	
Legal Services	791000	65,943.90	
Auditing Services	792000	1,687,166.38	
Consultancy Services	793000	295,993.13	
Janitorial Services	796000	434,334.03	
Security Services	797000	320,876.96	
Other Contractual Services	799000	1,097,095.65	
Other Contractual Services - Agency Hired	799005	2,548,710.21	
Repairs & Maint.- Office Equipment	821000	1,250.00	
Repairs & Maint.- Furn. & Fixtures	822000	2,950.00	
Repairs & Maint.- IT Equipment & Software	823000	799,732.57	
Rep. & Maint.-MotorV.-Labor	841000	161,134.82	
Rep. & Maint.-MotorV.-Parts	841005	174,640.68	
Repairs & Maint.-Other	850000	58,586.07	
ExtraOrdinary Expenses	883000	2,101,065.79	
Miscellaneous Expenses	884000	480,841.76	
Taxes & Licenses-Car Reg.,PTR & Other	891000	56,031.22	
Taxes & Licenses-GRT	891005	4,837,658.05	
Taxes & Licenses-Municipal/Realty Tax	891010	319,380.06	
Taxes & Licenses-DST	891020	24,246.58	

SMALL BUSINESS GUARANTEE AND FINANCE CORPORATION
TRIAL BALANCE
June 30, 2015

ACCOUNT TITLE	ACCOUNT CODE	DEBIT	CREDIT
Fidelity Bond Premiums	892000	36,042.00	
Insurance Expenses	893000	738,114.15	
Prov. for Probable Losses	901000	13,999,999.98	
Prov. for Probable Losses-ROPA	901005	75,077.58	
Prov. for Probable Losses-Guarantee	901015	3,750,000.00	
Depreciation-Office Buildings	911000	1,917,824.65	
Depreciation-Leasehold Improv.	919000	32,661.60	
Depreciation-Building Improvements	919005	85,799.95	
Depreciation-Office Equipment	921000	86,228.55	
Depreciation-Furniture & Fixtures	922000	83,531.87	
Depreciation-IT Equipment & Software	923000	725,487.37	
Depreciation-Motor Vehicles	941000	637,323.51	
Depreciation- Other PPE - Miscellaneous	950000	128,974.49	
Dep'n-ROPA	950015	1,612,085.56	
Impairment Loss-ROPA	960000	398,663.28	
Development Cost - Risk Based Lending	969005	514,784.58	
Litigation Expenses	969015	143,427.02	
Acquired Assets Expense	969020	907,364.22	
Other Operating Expenses	969025	3,325,110.00	
Development Cost - SME	969040	54,503.15	
ERF Expense (Enterprise Rehabilitation Financing)	969045	1,057,041.21	
Bank Charges	971000	18,814.83	
Bank Charges-ADB	971005	124,874.19	
Bank Charges-KFW	971010	8,686.78	
Guarantee Fee Expense - ADB	972010	3,339,049.13	
Guarantee Fee Expense - KFW	972015	3,178,834.09	
FXRC Fee Expense-ADB	972040	10,017,147.40	
FXRC Fee Expense-KFW	972045	9,536,502.27	
Interest Expense- KFW	975005	2,198,653.03	
Interest Expense- ADB	975010	1,211,244.98	
Interest Expense - Banks & Other FI's	975020	8,430,889.20	
Interest Expense- IFAD	975030	693,843.13	
Guarantee Fee	648100		445,414.48
Other Oper. Income-Ext'n. Fee	648105		2,000.00
Other Oper. Inc.-Proc.Fee/Front-end Fee/Serv.Fee	648110		5,000.00
Other Oper. Inc.-Proc./Front-end/Serv.-Retail Program	648111		1,160,996.00
Other Oper. Inc.-Proc./Front-end/Serv.-Wholesale Program	648112		1,722.00
Other Oper. Inc.-Proc./Front-end/Serv.-Micro Program	648113		821,594.39
Other Oper. Income-Misc.	648115		155,119.41
Other Oper. Income-Evaluation Fee	648120		44,500.00
Other Oper. Income-Eval'n Fee-Retail Program	648121		1,422,638.75
Other Oper. Income-Eval'n Fee-Wholesale Program	648122		10,500.00
Other Oper. Income-Eval'n Fee-Micro Program	648123		381,000.00
Other Oper. Income-Restructuring Fee	648130		21,009.11
Other Oper. Income-Out of Town	648135		628,206.50
Other Oper. Income-Commitment Fee	648155		186,641.38
Other Oper. Income-Amendment Fee	648165		25,000.00
Dividend Income-Others	661000		1,125,000.00
Dividend Income-Equity Financing	661005		425,600.00
Int. Income on Investment	664100		19,059,852.36
Int. Income on Inv.-ADB	664102		7,572,444.85
Int. Income on Inv.-SDA	664104		237,141.51
Int. Income on Loans - FAST	664105		2,054,362.63
Int. Income on Inv.-Guarantee Reserve Funds	664109		7,248,125.92
Int. Income on Loans-FIRM	664110		5,809,934.79
Int. Income on Inv.-SDA-GRF	664112		56,014.68
Int. Income on Inv.-SDA-Liquidity Res. Fund	664113		89,036.27
Int. Income on Inv.-SDA - MSME NOTES	664116		115,327.68
Int. Income on Inv.-TB - MSME Notes	664119		1,980,689.99
Int. Income on Loans-MICRO	664121		43,437,771.31
Int. Income on Inv.-TB - Liquidity Reserve Funds	664122		623,042.49
Int. Income on Inv.-TB - KFW	664123		4,449,466.02
Int. Income on Loans-FORCE	664135		105,856.98
Int. Income on Loans - GUIDE	664140		15,773.33
Int. Income on Loans - FLEXIBLE	664141		9,871,778.02
Int. Income on Loans-Calamity Loan	664166		11,019.95


SMALL BUSINESS GUARANTEE AND FINANCE CORPORATION
TRIAL BALANCE
June 30, 2015

ACCOUNT TITLE	ACCOUNT CODE	DEBIT	CREDIT
Int. Income on AA Disposal	664167		1,844,849.71
Rental Income on Acquired Asset	664168		30,000.00
Int. Income on Loans - FEASIBLE	664170		132,232.96
Int. Income on Loans - FEASIBLE-ADB	664171		8,846.24
Int. Income on Inv. in Bonds (Acquired Assets)	664200		3,076.62
Int. Income on Loans-NR with GC	664250		136,935.74
Interest Income on Bank Dep.-IFAD	664453		31.61
Interest Income on Bank Dep.-DOLLAR	664454		11.20
Interest Income on Bank Dep.	664455		30,219.16
Interest Income on Bank Dep.-MSME Notes	664456		1,254.49
Int. Income on Loans -FLEXIBLE-ADB	664535		171,848.56
Int. Income on Loans -MICRO-IFAD	664541		2,249,109.38
Int. Income on Loans-FMICRO	664550		632,530.80
Int. Income on Loans-DEMAND	664575		72,131.85
Int. Income on Loans-DEMAND-ADB	664580		2,956.96
Int. Income on Loans -FIRM-KFW	664585		372,970.13
Int. Income on Loans-RMICRO Loan	664590		7,732,114.32
Int. Income on Loans-GRAD	664595		701,642.73
Trusteeship Fee - SB	664600	25,661.30	
Int. Income on Loans-WCAP	664630		16,236,690.00
Int. Income on Loans-RUMEPP	664645		26,931.52
Int. Income on Loans - CAR-Retail	664660		155.76
Int. Income on Loans-RUMEPP-IFAD	664670		3,435.00
Int. Income on Loans-ERF	664680		7,784,329.57
Int. Income on Loans - CAR - Micro	664685		23,831.07
Miscellaneous Income	678000		284,674.73
Miscellaneous Income-MGMT. FEE BMBE	678010		1,021,203.91
Miscellaneous Income - AA Disposal	678030		1,209.31
Extraordinary Income	678035		107,500.00
Support from NG	678040		1,057,041.21
Other Fines & Penalties	679000		2,284,308.55
Realized Gain/Loss on FOREX-Translation - ADB	681025		(835,431.77)
Unrealized Gain/Loss on FOREX-Translation - ADB	681035		2,973,448.37
Unrealized Gain/Loss on FOREX-Translation - KFW	681036		41,402,790.00
Unrealized Gain/Loss on FOREX - Derivative-ADB	681045		(9,802,150.00)
Unrealized Gain/Loss on FOREX-Derivative-KFW	681050		(36,819,545.00)
Unrealized Gain/Loss on FOREX-Translation-DOLLAR	681065		(266.85)
Gain/Loss on Sale of Disposed Assets	682000		13,093,702.35
		5,919,587,161.30	5,919,587,161.30

Prepared by:


HEIDE M. MEGA
Manager - Accounting

Certified by:


ALFREDO S. DIMACULANGAN
Head-Resource Management Sector