

SMALL BUSINESS GUARANTEE AND FINANCE CORPORATION
INCOME STATEMENT
For the Twelve Month Ending December 31, 2017
(1st Closing)

Operating Revenues

Lending Operations	
Wholesale - SME	9,584,144
Wholesale - MICRO	59,500,371
RETAIL	122,231,476
ERF	29,322,656
Sub-Total	<u>220,638,647</u>
Guarantee Operations	966,069
Equity Financing Operations	851,200
Treasury Operations	67,888,420
Subsidy Income from National Government	15,918,055
Other Operating Income	18,273,956
Total Operating Revenue	<u>324,536,347</u>

Operating Expenses

Financing Cost	
Interest Expense	27,200,973
Guarantee Fee Expense	11,603,886
Sub-Total	<u>38,804,859</u>
Credit Cost	
Provision for Probable Losses-Loans	50,334,536
Sub-Total	<u>50,334,536</u>
Operating Cost	
Personal Services	113,370,715
MOOE	86,131,412
Sub-Total	<u>199,502,127</u>
Total Operating Expenses	<u>288,641,522</u>

Net Operating Income

35,894,825

Other Revenues

Gain on sale of acquired assets	7,079,074
Miscellaneous	6,681,037
Gain/ (Loss) on Foreign Exchange-Realized	15,644,870
Total Other Revenues	<u>29,404,981</u>

Other Expenses

Acquired Asset Expense	798,860
Litigation Expense	986,249
Provision for Probable Losses - ROPA	940,932
Total Other Expenses	<u>2,726,041</u>
Net Operating Income before tax	62,573,765
Less: Provision for Income Tax	19,425,708
Net Operating Income before Extra Ordinary Items	<u>43,148,057</u>

Add/(Deduct): Extra Ordinary Items

Translation Adjustment - Net	(122,558,958)
Change in Derivative Valuation	(2,087,221)
	<u>(124,646,179)</u>


NET INCOME FROM CONTINUING OPERATION

(81,498,122)

Prepared by:


HEIDE M. VEGA
 Manager-Accounting Dept.

Certified Correct:


CORAZON A. DIMAYUGA
 Head - Controllership Group



SMALL BUSINESS GUARANTEE AND FINANCE CORPORATION
INCOME STATEMENT
For the Twelve Month Ending December 31, 2017
(1st Closing)

Operating Revenues

Lending Operations	
Wholesale - SME	9,584,144
Wholesale - MICRO	59,500,371
RETAIL	122,231,476
ERF	29,322,656
Sub-Total	<u>220,638,647</u>
Guarantee Operations	966,069
Equity Financing Operations	851,200
Treasury Operations	67,888,420
Subsidy Income from National Government	15,918,055
Other Operating Income	18,273,956
Total Operating Revenue	<u>324,536,347</u>

Operating Expenses

Financing Cost	
Interest Expense	27,200,973
Guarantee Fee Expense	11,603,886
Sub-Total	<u>38,804,859</u>
Credit Cost	
Provision for Probable Losses-Loans	50,334,536
Sub-Total	<u>50,334,536</u>
Operating Cost	
Personal Services	113,370,715
MOOE	86,131,412
Sub-Total	<u>199,502,127</u>
Total Operating Expenses	<u>288,641,522</u>

Net Operating Income

35,894,825

Other Revenues

Gain on sale of acquired assets	7,079,074
Miscellaneous	6,681,037
Gain/ (Loss) on Foreign Exchange-Realized	15,644,870
Total Other Revenues	<u>29,404,981</u>

Other Expenses

Acquired Asset Expense	798,860
Litigation Expense	986,249
Provision for Probable Losses - ROPA	940,932
Total Other Expenses	<u>2,726,041</u>
Net Operating Income before tax	62,573,765
Less: Provision for Income Tax	19,425,708
Net Operating Income before Extra Ordinary Items	<u>43,148,057</u>

Add/(Deduct): Extra Ordinary Items

Translation Adjustment - Net	(122,558,958)
Change in Derivative Valuation	(2,087,221)
	<u>(124,646,179)</u>


NET INCOME FROM CONTINUING OPERATION


(81,498,122)

Prepared by:


HEIDE M. VEGA
Manager-Accounting Dept.

Certified Correct:


CORAZON A. DIMAYUGA
Head - Controllership Group



SMALL BUSINESS GUARANTEE AND FINANCE CORPORATION

1st Closing

Controllership Group
Trial Balance
 December 31, 2017

ACCOUNT TITLE	ACCOUNT CODE	DEBIT	CREDIT
Cash-Collecting Officers-MAO	102005	1,284.06	
Check-Collecting Officers-HO	102100	(34,737.74)	
Cash Disbursing Officers	103000	17,000.00	
Cash in Bank-Local Curr.,CA-LBP	111000	23,131,489.86	
Cash in Bank-Local Curr.,CA-LBP-VAO	111005	1,341,533.78	
Cash in Bank-Local Curr.,CA-LBP-MAO	111010	4,266,685.92	
Cash in Bank-Local Curr.,CA-mSME Notes	111035	17,038,040.89	
Cash in Bank-Local Curr.,CA-LBP-NLAO-BAGUIO	111040	1,341,616.41	
Cash in Bank-Local Curr.,CA-LBP-CRGF	111045	10,794,501.41	
Cash in Bank-Local Curr.,SA-DBP	112020	1,341,723.24	
Cash in Bank-HYSA/SSA/SDA/ST-BILLS	113010	144,999,839.41	
Cash in Bank-HYSA/SSA/SDA-MSME NOTES/ST-BILLS	113016	85,000,000.00	
Cash in Bank-HYSA/SSA/SDA-LRF/ST-BILLS	113017	40,000,000.00	
Cash in Bank-HYSA/SSA/SDA-GRF/ST-BILLS	113032	10,000,000.00	
Cash in Bank-HYSA-CRGF	113055	435,000,000.00	
Cash in Bank-Foreign Curr.,SA-DOLLAR	116000	50,172.96	
Accts. Rec'ble-Officers & Employees	123005	497,762.25	
Accts. Rec'ble-Officers & Employees-COA-NFD	123010	770,548.32	
Due from BMBE	123015	193,012.88	
Loans Receivable-FAST	126100	129,493,196.86	
Loans Receivable-FIRM	126105	71,219,865.25	
Loans Receivable-FEEL	126115	237,500.00	
Loans Receivable-MICRO	126116	943,684,136.35	
Loans Receivable-FAST-ADB	126125	22,714,380.00	
Loans Receivable-FIRST-ADB	126135	1,865,700.27	
Loans Receivable-FRIEND	126150	23,782,917.91	
Loans Receivable-FIRST	126155	14,504,858.92	
Loans Receivable-FORCE	126160	8,647,833.27	
Loans Receivable-FLEXIBLE	126166	268,645,915.81	
Loans Receivable-1 BPMP	126170	500,000.00	
Loans Receivable-FORGE	126175	1,453,655.62	
Loans Receivable-ELP	126176	455,433.88	
Loans Receivable-Equity Ventures Program	126180	5,486,588.19	
Loans Receivable-STDF	126185	1,680,628.32	
Sales Contract Receivable	126187	34,845,664.62	
Loans Receivable-Calamity	126191	396,177.38	
Loans Receivable-FEASIBLE	126195	9,961,116.16	
Loans Receivable-DEMAND	126220	6,624,308.76	
Loans Receivable-RMICRO	126240	341,201,390.55	
Loans Receivable-FMICRO	126260	29,495,212.27	
Loans Receivable-FLEXIBLE-ADB	126280	3,234,924.59	
Loans Receivable-FRIEND-ADB	126285	1,957,895.67	
Loans Receivable-FMICRO-ADB	126290	71,149.57	
Loans Receivable-RMICRO-ADB	126400	57,780.57	
Loans Receivable-GRAD	126415	29,288,878.43	
Loans Receivable-WCAP	126420	632,789,598.04	
Loans Receivable-WCAP - ADB	126425	489,042.95	
Loans Receivable-RUMEPP	126435	250,000.03	
Loans Receivable-Compromise Agreement Rec'ble-Retail	126445	5,754,284.70	
Loans Receivable-Compromise Agreement Rec'ble-Guarantee	126460	50,423.08	
Loans Receivable-ERF	126465	389,158,989.96	
Loans Receivable-Compromise Agreement Rec'ble-MICRO	126470	1,068,671.97	
Loans Receivable-Compromise Agreement Rec'ble-WHOLESALE	126475	252,047.65	
Guarantee Paid Loans-SBGFC	126600	45,984,324.24	
Guarantee Paid Loans-GFSME	126601	34,413,615.53	
Loans Rec'ble Purchased	126605	17,583,316.55	
Loans Receivable-Written Off	126630	152.00	



SMALL BUSINESS GUARANTEE AND FINANCE CORPORATION

Controllership Group
Trial Balance

December 31, 2017


ACCOUNT TITLE	ACCOUNT CODE	DEBIT	CREDIT
Loans Receivable-Deficiency Claims Rec'ble-Retail	126700	67.00	
Loans Receivable-Deficiency Claims Rec'ble-Guarantee	126705	78.00	
Loans Receivable-Deficiency Claims Rec'ble-Wholesale	126710	15.00	
Derivative with Positive Fair Value	127005	34,417,396.00	
Int. Rec'ble on Inv.-SDA-CGRF	129000	3,973,824.53	
Int. Rec'ble on Inv.-TBills	129005	5,184,552.91	
Int. Rec'ble on Inv.-SDA	129007	461,345.47	
Int. Rec'ble on Inv. Bonds-ADB	129012	1,171,488.60	
Int. Rec'ble on Inv.-TB -Guarantee Reserved Funds	129013	1,554,532.91	
Int. Rec'ble on Inv.-SDA-GRF	129016	155,925.16	
Int. Rec'ble on Inv.-SDA-Liquidity Res. Fund	129017	106,315.08	
Int. Rec'ble on Inv.-SDA - MSME NOTES	129019	1,544,405.15	
Int. Rec'ble on Inv.-TB -MSME Notes	129023	2,464,172.05	
Int. Rec'ble on Inv.-TB - Liquidity Reserve Fund	129024	953,087.70	
Int. Rec'ble on Inv.-TB - KFW	129026	926,874.77	
Int. Rec'bles on Loans-ERF	129080	13,895,741.92	
Int. Rec'ble on Loans	129095	12,671,553.13	
Int. Rec'ble on NRP	129100	166,019.72	
Capitalized Int. Rec'ble	129200	15,906,935.71	
Capitalized Int. Rec'ble-GUIDE	129201	8,389.45	
Capitalized Int. Rec'ble-AA Disposal	129215	24,295.65	
Capitalized Int. Rec'ble - CAR	129245	1,236,130.43	
Due from P3	144000	673,670.68	
Due from CRGF	144005	880,694.72	
Dividend Receivable	147000	2,553,600.00	
Accts. Rec'ble-Others	149005	19,467,852.05	
Accts. Rec'ble-Lease Purchase	149015	15,757,382.97	
Accts. Rec'ble-Travelling	149030	215,087.68	
Accts. Rec'ble-Others-Foreclosure	149035	1,565,705.50	
Accts. Rec'ble-Others-MSME Notes	149040	4,772,579.69	
Office Supplies Inventory	155000	512,960.86	
Prepaid-Rent	177000	201,260.74	
Prepaid-Condominium Dues	177010	2,741.14	
Prepaid-Insurance	178000	206,764.92	
Prepaid-Membership Fees & Dues	185005	92,342.36	
Prepaid-Others	185025	83,124.89	
Prepaid-Guarantee Fee - ADB	185045	1,217,478.02	
Prepaid-Rep. & Maint.-IT Equipment/Software	185055	965,046.25	
Prepaid - Income Tax	185060	157,863.79	
Prepaid - Acquired Asset Expense	185075	38,232.93	
Guarantee Deposits	186000	1,385,753.15	
Creditable Withholding Tax	189005	100,870.73	
Deferred Tax Asset - MCIT	189020	13,387,191.68	
Deferred Tax Asset -Timing Difference	189030	1,788,809.40	
Deferred Tax Asset -Allow for DA	189035	62,978,009.53	
Investment in Treasury Bills	191000	731,482,377.39	
Investment in Treasury Bills - ADB	191005	76,485,611.10	
Investment in Treasury Bills - MSME Notes	191011	285,175,477.18	
Investment in Treasury Bills - Liquidity Reserve Fund	191012	104,505,644.43	
Investment in Treasury Bills - KFW	191015	59,358,434.34	
Investment in Treasury Bills-GRF	191020	169,447,876.42	
Short Term - Investment HYSA	191035	85,196,998.66	
Short Term - Investment HYSA-MSME	191040	287,007,194.64	
Short Term - Investment HYSA-GRF	191045	22,499,897.36	
Short Term - Investment HYSA-LRF	191050	17,499,938.41	
Short Term - Investment HYSA-CRGF	191055	299,999,285.51	
Investment in Bonds	193000	146,500.00	



SMALL BUSINESS GUARANTEE AND FINANCE CORPORATION

Controllership Group
Trial Balance

December 31, 2017




ACCOUNT TITLE	ACCOUNT CODE	DEBIT	CREDIT
Investment-Equity Ventures Program	197010	18,697,620.00	
Investment-Banco Agricola Account	197025	31,880.35	
Office Buildings	211000	136,912,742.92	
Leasehold Improvement, Buildings	219000	3,327,538.00	
Building Improvements	219005	3,999,996.43	
Office Equipment	221000	1,747,788.40	
Furniture & Fixtures	222000	1,187,765.32	
Other Assets - DAR	222010	3,901,362.17	
Other Assets - SPAV-DBP	222015	856,100.00	
IT Equipment & Software	223000	22,537,648.62	
Motor Vehicles	241000	15,841,598.74	
Other PPE -Miscellaneous	250000	3,196,122.31	
Miscellaneous Assets-E-LOANS	250005	1,840,535.87	
Acq. Assets - Chattels/Equipment	290005	8,447,721.38	
Allowance for Impairment Loss - Land - AA	290010		7,004,342.19
Allowance for Impairment - Other Assets-DAR	290015		1,813,252.05
Acq. Assets - Land	290030	58,104,785.41	
Acq. Assets - Bldg. & Structures	290035	14,221,315.08	
Allowance for Impairment - Other Assets-SPAV DBP	290040		49,025.00
Allowance for Impairment Loss - ROPA-Bldg. & Structures	290045		6,815,529.88
Allowance for Impairment Loss-ROPA-Chattel Mortgage	290050		8,306,492.98
Allow. for Doubtful Acct.-A/R-Others	301010		895,264.35
Allow. for Doubtful Acct.-Loans-Retail	301015		249,182,822.99
Allow. for Doubtful Acct.-Guarantee	301020		77,783,060.53
Allow. for Doubtful Acct.- Deficiency Claim Rec'ble-Guarantee	301025		78.00
Allow. for Impairment - Inv. Equity Venture Program	301030		4,225,120.00
Allow. for Doubtful Acct.-LR Equity Venture Program	301035		5,272,245.00
Allow. for Doubtful Acct.- LRP	301040		15,653,527.38
Allow. for Doubtful Acct.- Deficiency Claim Rec'ble-Wholesale	301045		15.00
Allow. for Doubtful Acct.- Deficiency Claim Rec'ble-Retail	301050		67.00
Allow. for Doubtful Acct.- ERF	301055		164,859,749.96
Allow. for Doubtful Acct.-CAR	301060		1,333,332.83
Allow. for Doubtful Acct.-Written Off	301065		57.00
Allow. for Doubtful Acct.-Loans-Wholesale	301070		95,327,988.35
Allow. for Doubtful Acct.-Loans-MICRO	301075		140,148,407.54
Accu.Dep'n.-Office Buildings	311000		85,305,043.25
Accu.Dep'n.-Leasehold Improvements	319000		1,628,176.71
Accu.Dep'n.-Building Improvements	319005		2,511,102.06
Accu.Dep'n.-Office Equipment	321000		1,288,904.12
Accu.Dep'n.-Furniture & Fixtures	322000		932,348.80
Accu.Dep'n-IT Equipment & Software	323001		14,054,192.08
Accu.Dep'n-Motor Vehicles	341000		9,032,919.81
Accu.Dep'n-Other PPE - Miscellaneous	350000		2,106,589.03
Accum. Amortization-Misc. Assets-E-Loans	350010		1,840,535.87
OFI Equity on NRP	439000		1,929,789.17
OFI Equity on Acquired Assets	439005		2,617,688.00
OFI Equity on Other Assets-DAR	439006		273,451.65
Deferred Interest Income	455010		15,961,621.06
Vouchers Payable	401000		24,342,138.16
Notes Payable - Bank & Other FI's / MSME Notes	402000		1,570,250,198.79
Interest Payable- ADB	409020		162,761.40
Interest Payable- Banks & Other FI's	409030		7,497,657.91
Interest Payable- IFAD	409045		457,305.70
Accts. Payable-BIR	412000		2,864,726.57
W/holding Tax- Compensation	412005		925,422.11
W/holding Tax- At Source	412010		276,407.18
W/holding Tax- VAT - Goods	412015		50,766.21

1st Closing

SMALL BUSINESS GUARANTEE AND FINANCE CORPORATION

Controllership Group
Trial Balance

December 31, 2017




ACCOUNT TITLE	ACCOUNT CODE	DEBIT	CREDIT
W/holding Tax- VAT - Services	412016		210,380.30
W/holding Tax- Contractor's Tax	412020		1,879.35
W/holding Tax- At Source-MSME	412035		287,049.14
Accts. Payable-BIR-P3	412040		130,667.50
Due to GSIS	413000		34,447.84
Due to PAG-IBIG	414000		31,208.56
Due to PHILHEALTH	415000		1,628.31
Due to NGAs	416000		737,857,603.59
Due to BMBE	418000		242,455.00
Due to P3	424000		(2,437.70)
Performance/Bidders/Bail Bonds Payable	427000		3,418,206.59
Due to OFI	439010		12,577,706.90
Accts. Payable-Employees Loan - GSIS	439015		6,047.03
Accts. Payable-Employees Loan - HDMF	439016		(25,945.82)
Accts. Payable-Employees Loan - HDMF-Housing Loan	439017		3,754.50
Accts. Payable-Pre-Need	439020		60.40
Accts. Payable-Notary Public	439025		1,000.00
Accts. Payable-Prov. Fund	439030		60,184.37
Accts. Payable-Others(Misc.)	439035		21,116,513.60
Accts. Payable-GRT	439045		10,042.27
Undistributed Coll.	439060		2,268,170.04
Mortgage Payable	441000		803,898.27
Loans Payable - ADB	445005		478,773,218.93
Loans Payable - KFW	445010		658,031,556.00
Loans Payable - IFAD	445015		27,315,429.52
Deferred Interest Income - CAR	455030		1,252,130.43
Common Stocks	502000		1,519,902,000.00
Preferred Stocks	502005		400,000,000.00
Paid-in Capital in Excess of Par	503000		79,510,460.00
Unappropriated Retained Earnings	510000		(43,436,440.28)
Appropriated Retained Earnings	510005		170,673,100.00
Income Tax Expense	891915	19,425,707.50	
Salaries & Wages-Regular	701000	53,685,206.13	
Personnel Econ. Relief Allow-PERA	711000	842,423.50	
Add'l Compensation (ADCOM)	712000	2,499,734.24	
Representation Allowance (RA)	713000	2,553,235.54	
Transportation Allowance (TA)	714000	2,321,394.37	
Clothing/Uniform Allowance	715000	699,091.67	
Productivity Incentive Allow.	717000	2,410,804.04	
Other Bonuses & Allowances	719000	10,970,107.20	
Collective Negotiation Agreement Incentive-Civilian	719005	3,285,416.67	
Overtime & Night Pay	723000	166,155.24	
Cash Gift	724000	684,000.00	
Year End Bonus	725000	4,273,234.80	
Mid-Year Bonus	726000	4,410,057.00	
Life Retirement Ins. Cont.	731000	6,366,611.44	
PAG-IBIG Cont.	732000	167,300.00	
PHILHEALTH Contributions	733000	548,462.50	
ECC Contributions	734000	167,400.00	
Sal. & Wages-Leave Encashment/Terminal Leave	742000	3,335,263.74	
Emp. Benefits-Rice Allotment	749000	3,170,510.00	
Emp. Benefits-Medical Allowance	749005	1,055,393.29	
Emp. Benefits-Meals	749010	874,215.90	
Emp. Benefits-Children	749011	47,790.00	
Provident Fund ER Cont.	749020	7,721,498.16	
Board Fees	749035	952,000.00	
Emp. Benefits-Others	749040	163,410.00	

SMALL BUSINESS GUARANTEE AND FINANCE CORPORATION

Controllership Group
Trial Balance

December 31, 2017



ACCOUNT TITLE	ACCOUNT CODE	DEBIT	CREDIT
Travelling Expenses-Local	751000	2,692,712.24	
Travelling Expenses-Foreign	752000	93,973.32	
Training Expenses	753000	1,879,858.99	
Supplies & Materials	755000	1,267,828.00	
Supplies & Mat.-Semi-Expendable	755005	145,046.08	
Semi-Expendable Furniture, Fixtures Expenses	755025	310,682.00	
Semi-Expendable Office Equipment Expenses	755030	12,600.00	
Semi-Expendable Other PPE Expenses	755035	173,840.21	
Semi-Expendable IT Equipment & Software Expenses	755040	132,751.80	
Semi-Expendable Leasehold Improvement Expenses	755050	2,000.00	
Accountable Forms Expenses	756000	81,850.00	
Gasoline, Oil & Lubricants Exp.	761000	410,949.34	
Other Supplies Expenses	765000	2,977.14	
Water Expense	766000	86,627.10	
Electricity Expenses	767000	1,623,417.23	
Postage and Deliveries	771000	277,641.88	
Telephone Expenses-Landline	772000	654,071.87	
Telephone Exp.-Mobile	773000	313,288.95	
Internet Expenses	774000	733,308.64	
Membership Dues & Cont. to Organization	778000	26,871.92	
Advertising Expenses	780000	167,720.01	
Printing and Binding Expense	781000	387,650.00	
Rental Expense	782000	2,456,881.65	
Condominium Dues	782005	1,617,696.99	
Business Promotion	783000	385,793.31	
Board & Committee Expenses	783005	566,135.94	
Mgm't. Comm. Expense	783010	37,724.14	
Business Dev't. Exp.	783015	1,004,323.80	
Year End/Christmas Expense	783020	1,711,969.42	
Subscriptions Expense	786000	58,830.29	
Legal Services	791000	259,197.42	
Auditing Services	792000	4,457,814.49	
Consultancy Services	793000	999,607.07	
Janitorial Services	796000	411,415.72	
Security Services	797000	320,132.71	
Other Contractual Services	799000	4,085,018.81	
Other Contractual Services - Agency Hired	799005	6,117,129.47	
Repairs & Maint.- Leasehold & Improvements, Bldg.	819000	6,244.70	
Repairs & Maint.- Office Equipment	821000	6,746.00	
Repairs & Maint.- Office Equip.-Parts	821005	2,452.10	
Repairs & Maint.- Furn. & Fixtures	822000	24,966.20	
Repairs & Maint.- IT Equipment & Software	823000	1,295,475.20	
Rep. & Maint.-MotorV.-Labor	841000	155,648.15	
Rep. & Maint.-MotorV.-Parts	841005	482,719.80	
Repairs & Maint.-Other	850000	96,222.05	
ExtraOrdinary Expenses	883000	4,046,433.21	
Miscellaneous Expenses	884000	1,384,945.79	
Taxes & Licenses-Car Reg.,PTR & Other	891000	112,103.56	
Taxes & Licenses-GRT	891005	12,063,257.49	
Taxes & Licenses-Municipal/Realty Tax	891010	638,760.10	
Taxes & Licenses-DST	891020	22,336.95	
Fidelity Bond Premiums	892000	100,540.25	
Insurance Expenses	893000	921,846.06	
Prov. for Probable Losses	901000	50,334,536.25	
Provision for Impairment- ROPA	901020	940,931.72	
Depreciation-Office Buildings	911000	3,796,078.68	
Depreciation-Leasehold Improv.	919000	106,173.74	

SMALL BUSINESS GUARANTEE AND FINANCE CORPORATION

Controllership Group
Trial Balance

December 31, 2017



ACCOUNT TITLE	ACCOUNT CODE	DEBIT	CREDIT
Depreciation-Building Improvements	919005	243,993.40	
Depreciation-Office Equipment	921000	117,278.51	
Depreciation-Furniture & Fixtures	922000	38,405.60	
Depreciation-IT Equipment & Software	923000	1,948,371.82	
Depreciation-Motor Vehicles	941000	1,339,582.06	
Depreciation- Other PPE - Miscellaneous	950000	243,660.18	
Development Cost - Risk Based Lending	969005	4,151,475.33	
Litigation Expenses	969015	986,248.79	
Acquired Assets Expense	969020	798,860.33	
Other Operating Expenses	969025	293,354.26	
Development Cost - RUMEPP	969035	1,680.00	
Development Cost - SME	969040	353,547.08	
ERF Expense (Enterprise Rehabilitation Financing)	969045	3,774,432.00	
CRGF Expense (Credit Risk Guarantee Fund)	969050	12,143,623.41	
Bank Charges	971000	40,715.88	
Bank Charges-ADB	971005	164,799.26	
Bank Charges-KFW	971010	43,888.22	
BROKER'S FEE SDA - MSME NOTE FUND	971028	393.94	
BROKER'S FEE - SDA - SB	971029	1,529.39	
BROKER'S FEE SDA - GRF	971031	393.94	
Guarantee Fee Expense - ADB	972010	5,463,233.55	
Guarantee Fee Expense - KFW	972015	6,140,652.18	
Interest Expense- KFW	975005	4,284,023.93	
Interest Expense- ADB	975010	531,065.82	
Interest Expense - Banks & Other FI's	975020	21,318,893.47	
Interest Expense- IFAD	975030	1,066,989.94	
Guarantee Fee	648100		966,069.26
Other Oper. Inc.-Proc.Fee/Front-end Fee/Serv.Fee	648110		2,050.00
Other Oper. Inc.-Proc./Front-end/Serv.-Retail Program	648111		2,944,378.11
Other Oper. Inc.-Proc./Front-end/Serv.-Wholesale Program	648112		6,185.00
Other Oper. Inc.-Proc./Front-end/Serv.-Micro Program	648113		1,496,202.19
Other Oper. Income-Misc.	648115		166,056.94
Other Oper. Income-Evaluation Fee	648120		12,500.00
Other Oper. Income-Eval'n Fee-Retail Program	648121		4,341,258.07
Other Oper. Income-Eval'n Fee-Wholesale Program	648122		2,500.00
Other Oper. Income-Eval'n Fee-Micro Program	648123		1,223,000.00
Other Oper. Income-Restructuring Fee	648130		109,423.94
Other Oper. Income-Out of Town	648135		1,817,000.00
Other Oper. Income-Commitment Fee	648155		149,850.00
Other Oper. Income-Amendment Fee	648165		62,000.00
Subsidy Income from National Government	651000		15,918,055.41
Dividend Income-Others	661000		469,687.51
Dividend Income-Equity Financing	661005		851,200.00
Int. Income on Investment	664100		30,453,047.59
Int. Income on Inv.-ADB	664102		4,685,632.86
Int. Income on Inv.-SDA	664104		2,353,153.71
Int. Income on Loans - FAST	664105		4,697,228.64
Int. Income on Inv.-Guarantee Reserve Funds	664109		4,770,438.79
Int. Income on Loans-FIRM	664110		3,700,665.21
Int. Income on Inv.-SDA-GRF	664112		587,997.18
Int. Income on Inv.-SDA-Liquidity Res. Fund	664113		807,779.36
Int. Income on Inv.-SDA - MSME NOTES	664116		4,198,971.83
Int. Income on Inv.-TB - MSME Notes	664119		7,634,064.92
Int. Income on Loans-MICRO	664121		59,454,441.82
Int. Income on Inv.-TB - Liquidity Reserve Funds	664122		2,869,662.94
Int. Income on Inv.-TB - KFW	664123		2,809,185.51
Int. Income on Inv.-SDA-CRGF	664131		6,790,714.10

1st Closing

SMALL BUSINESS GUARANTEE AND FINANCE CORPORATION



Controllership Group
Trial Balance
 December 31, 2017

ACCOUNT TITLE	ACCOUNT CODE	DEBIT	CREDIT
Int. Income on Loans - FLEXIBLE	664141		29,747,719.68
Int. Income on Loans-Calamity Loan	664166		9,306.91
Int. Income on AA Disposal	664167		2,829,913.88
Rental Income on Acquired Asset	664168		94,000.00
Int. Income on Loans - FEASIBLE	664170		882,627.44
Int. Income on Inv. in Bonds (Acquired Assets)	664200		1,299.35
Int. Income - Car Loan	664210		7,974.49
Int. Income on Loans-NR with GC	664250		176,584.60
Interest Income on Bank Dep.-DOLLAR	664454		69.07
Interest Income on Bank Dep.	664455		156,299.37
Interest Income on Bank Dep.-MSME Notes	664456		4,078.07
Interest Income on Bank Dep.-CRGF	664457		94,949.16
Int. Income on Loans -FLEXIBLE-ADB	664535		54,083.34
Int. Income on Loans-FMICRO	664550		3,132,579.34
Int. Income on Loans-DEMAND	664575		30,000.00
Int. Income on Loans-RMICRO Loan	664590		31,629,730.55
Int. Income on Loans-GRAD	664595		1,186,249.77
Trusteeship Fee - SB	664600	58,215.33	
Int. Income on Loans-WCAP	664630		56,566,686.18
Int. Income on Loans-RUMEPP	664645		14,062.61
Int. Income on Loans - CAR-Retail	664660		188,049.85
Int. Income on Loans-ERF	664680		29,322,656.38
Int. Income on Loans - CAR - Micro	664685		31,866.80
Trusteeship Fee - CRGF	664700	14,014.00	
Miscellaneous Income	678000		559,942.97
Miscellaneous Income-MGMT. FEE BMBF	678010		2,244,335.64
Other Income - NG Forward Claims-ADB	678020		46,433.63
Extraordinary Income	678035		190,205.00
Miscellaneous Income-Mgmt. Fee-CRGF	678045		2,897,755.24
Other Fines & Penalties	679000		5,764,967.17
Realized Gain/Loss on Foreign Exchange-KFW	681010		(329,179.50)
Realized Gain/Loss on FOREX-Translation - ADB	681025		257,724.97
Unrealized Gain/Loss on FOREX-Translation - ADB	681035		(28,276,870.46)
Unrealized Gain/Loss on FOREX-Translation - KFW	681036		(94,282,636.50)
Unrealized Gain/Loss on FOREX - Derivative-ADB	681045		(16,802,766.89)
Unrealized Gain/Loss on FOREX-Derivative-KFW	681050		14,715,545.44
Realized Gain/Loss on Derivative - ADB	681055		15,716,324.08
Unrealized Gain/Loss on FOREX-Translation-DOLLAR	681065		548.92
Gain/Loss on Sale of Disposed Assets	682000		3,699,506.04
Gain/Loss on Disposal of Assets(SBGFC Assets)	682005		454,354.67
Total:		6,825,403,476.53	6,825,403,476.53

Prepared by:

HEIDE M. VEGA
 Department Manager II

Certified by:

CORAZON A. DIMAYUGA
 Group Head, Controllership Group